

A Biannual Refereed Journal

2020 Volume 19 Number 1 Jan.-June

ISSN 0972-706X

MAHARSHI DAYANAND UNIVERSITY RESEARCH JOURNAL ARTS

ICI Indexed



Loveleen

Editor-in-Chief

Patron

Prof. Rajbir Singh
Vice-Chancellor
M. D. University, Rohtak

Editor-in-Chief

Prof. Loveleen
Department of English and Foreign Languages
M.D. University, Rohtak.

Editorial Board

Prof. Jaiveer S. Dhankhar, Department of History
Dr. Satish K. Malik, University Librarian, M.D. University, Rohtak
Prof. (Mrs.) Binu Sangwan, Department of Geography
Prof. (Retd.) S. Inayat A. Zaidi, Department of History & Culture, Jamia Millia Islamia, New Delhi
Prof. Akshaya Kumar, Department of English & Cultural Studies, Panjab University, Chandigarh

Editors

Prof. Manjeet Rathee, Department of English and Foreign Languages
Prof. Nirmal K. Swain, Department of Library & Information Science

Annual Subscription : Rs. 1000/-

Subscription should be sent to the Editor-in-Chief, Maharshi Dayanand University Research Journal ARTS in the form of Bank Draft in the name of Finance Officer, Maharshi Dayanand University, Rohtak payable at Rohtak.

Available from : The Editor-in-Chief
MDU Research Journal ARTS
Swaraj Sadan
Maharshi Dayanand University
Rohtak-124001

© 2002 : Maharshi Dayanand University Research Journal ARTS

The opinions expressed in the articles published in the Journal do not represent the editorial views or policies of Maharshi Dayanand University Research Journal ARTS



CONTENTS

Perceived Parenting Style General Well Being and Emotional Intelligence Among Adolescents	1-14
MADHU SAHNI	
Role of Krishi Vigyan kendras in Women empowerment: A Study of Haryana State	15-26
SEWA SINGH DAHIYA SAMUNDER SINGH SUNIL DESWAL	
Emotional Intelligence and Academic Achievement of Higher Secondary School Students	27-36
BASUDEB ROY CHAUDHARY	
US-China Trade War - Opportunities for India	37-50
NEETA RANI	
Determinants of Customer Satisfaction in Online Shopping	51-66
SHIKHA SHARMA RACHNA JAIN	
Love vs. Myth in <i>Chemmeen</i>	67-80
SHAMSHER SINGH TOGARIYA	
Polyamory: The Emerging Facet of Family	81-94
VEENAT	
Doklam Stand-off 2017 : A Geopolitical Rivalry between India, China and Bhutan	95-108
ISHFAQ AHMAD AKHOON	
Primary Education in India: A Spatial View	109-124
VISHAL SINGH	

Perceived Parenting Style, General Well-being and Emotional Intelligence among Adolescents

Maharshi Dayanand University
Research Journal ARTS
2020, Vol. 19 (1) pp.1-14
ISSN 0972-706X
© The Author(s) 2020
<http://www.mdu.ac.in/Journals/about.html>

Madhu Sahni

Senior Asst. Professor, Vaish Collage of Education, Rohtak-124001

Abstract

The present investigation aims at (i) to study the relationship of parenting style with emotional intelligence and general well being of adolescents; and (ii) to investigate the influence of gender, parenting style and their interaction on emotional intelligence and general well being among adolescents. 240 adolescents of Haryana selected randomly from diverse govt. secondary schools constituted the sample of the study. Analysis of the data was done by using two ways ANOVA (2x3 factorial design). Results of the study were: (i) Authoritative parenting style efficaciously predicted high degree of emotional intelligence and general well being in adolescents; and (ii) effect of independent variables namely gender and parenting style was significant on emotional intelligence and general well being among adolescents. The findings have vital implications for teachers, parents, psychologists and counselors to understand the concept of general well being and emotional intelligence of adolescents and influence of parenting style on them.

Keywords: Intelligence, Parenting style, General Well-being, Adolescents

Corresponding author:

Dr Madhu Sahni, Senior Asst. Professor, Vaish Collage of Education, Rohtak-124001 (Haryana, India)
E-mail: sahnimadhu2012@gmail.com

Introduction

It is well said that home is the first school and parents are the first teachers. In joint families, children are also exposed to grandparents, uncles, aunts' and cousins etc. constantly and thus home forms an integral part and parcel of caring, nurturing and source of education for the children. The foundation of a child's education is laid at home from early on. From the early childhood, the child through observation learns language, vocabulary, respect, self-expression, elementary concepts and ideas, mannerisms etc. from his immediate care givers. The home environment experienced by the child has big effect on development of initial personality and thus influences the self esteem, behavior, learning, social interactions at school/playground etc of the child.

Childhood is followed by adolescence or pre-adulthood and is a special period in life. This stage is characteristically dynamic as the adolescents are rapidly undergoing changes in body, mind and psyche (Santrock, 2004). It is usually the time when they begin to develop their identity as an individual and experience the real world unsupervised, learn and develop independent notions about it. It is also then they seek liberty from the control and authority of parents and desire to be accepted into peer groups (Santrock & Yussen, 1984). Adolescents strive to be assertive and want to be recognized as capable of making independent personal decisions without any intervention of the parents while simultaneously wanting to be a part of peer groups and establishing their social identity. During adolescence the influence of the peer groups on the adolescents mind increases while that of the parents decreases. Though the adolescents wish for and remain dependent upon the parents for financial and emotional support and structure, they often demonstrate callous and confrontationist attitude towards the support given to them.

Due to radical physical change and discomfort associated with them, emotional disequilibrium is frequently seen in adolescents. So during this stage family seem to be playing a very important role in affecting their children's emotional development, character, personality, and sense of psychological well being.

This focal point of the present investigation is adolescents' emotional intelligence and their psychological well-being. Parenting style has been considered as one of the many important family factors which affects the emotional intelligence and psychological well being of the adolescents.

Harmony and quality of parenting, educational expectations, aspirations and involvement of parents are considered to be a few important environmental variables associated to adolescents. The process of a child's progression into adolescence can be smoothened with the parents guiding the youngster in a safe, nurturing and receptive home environment.

The parental assistance in understanding and processing emotions and actions can be vitally important for the adolescent for effectively dealing with people and constructing his own self image.

Emotional intelligence and parenting

Emotional intelligence can be acquired and that is one of its advantages over the IQ, as emotional intelligence of the people can be elevated (Harms & Credé, 2010). Parents, by way of nurturing play a significant role in the developing emotional intelligence in the children (Fonte, 2009; Hsieh, 2006). Study of Asghari and Besharat (2011) showed that perceived warmth parenting style was associated with high emotional intelligence in Iranian students.

Perceived parenting style is described as the parenting style which in the opinion of the adolescents or children is received by them from their parents during their childhood/ adolescence. Dixon, Graber, and Brooks-Gunn (2008) define parental style as the model of attitudes, behaviors, values and criteria that the parents exhibit during interaction with the children and youngsters reason parents to take them into attention or to be unobservant of them. In accordance with the definition, opinion of the children about parental style is of great significance. Theoretically, perceived parenting style encompasses care and overprotection. Bemporad & Romano (1992) in their study found that depression in children was significantly associated with rejection and overprotective parenting style. Children raised either in overprotective or authoritarian households become dependent upon parents and lack capability to be independent. Thammawijaya (2012) concluded that children raised by uncaring or overprotective parents have lower self esteem, are vulnerable to depression and have low emotional intelligence.

General well being and parenting

Perceived parental involvement is presumed to be related with psychological well-being of adolescent as he spends the longest amount of social time in the company of and under the care and supervision of the parents. The behavior and attitude of the adolescent towards the society and peers is supposed to be reflective of the emotional and personal bond between the adolescent and the parents and thus reflects the home environment. As the years of adolescence pass by and they develop their own sense of the world, the youngsters seek increased company of the peers while gradually moving away from the influence of the parents (Bossard & Boll, 1966; Santrock & Yussen, 1984). As part of the adolescent process, they strive to construct and establish self identity amongst the peers and family by observing the approval or rejection of their thoughts and actions by others, especially the ones they consider as role models (Gibson & Jefferson, 2006). Gecas (1971) and Wilkinson (2004) state that the cumulative experiences that an adolescent has experienced as part of

the parent-child relationship are the primary source and basis of introspection and formation of social relationships by the adolescents i.e. the nature and type of parent-child relationship is considered to be indicative of the behavior of the adolescent towards himself and the quality of social relationships he is going to have.

Rationale of the Study

Understanding the adolescents' emotional intelligence and well being and the determinants that add to it will help towards explaining and describing means to assist them to get ready for adult life in a better way.

Although an extensive review of the literature has been carried out, yet in Indian context data regarding the association among emotional intelligence, parenting styles and general well being is scarce to find.

In addition the present investigation intends to look at the relationship between the emotional intelligence and general well being of adolescents. The moderating effects of gender on the relationship between variables is also reported.

Objectives of the Study

1. To study the level of emotional intelligence of adolescents..
2. To examine the level of general well being of adolescents.
3. To study the relationship between adolescents' emotional intelligence and their perceived parenting style.
4. To study the relationship between adolescents' general well being and their perceived parenting style
5. To study the relationship between adolescents' emotional intelligence and general well being.
6. To study the influence of gender, perceived parenting style and their interaction on emotional intelligence of adolescents.
7. To study the influence of gender, perceived parenting style and their interaction on general well being of adolescents.

Tools Used

1. Demographic Questionnaire prepared by the investigator. The questionnaire collected facts related to subjects' (a) gender, and (b) family structure .
2. PGI General Well-being Measure (1989) by Dr Santosh K. Verma and Ms. Amita Verma. It has 20 items pertaining to various dimensions of adjustments.

Test-retest reliability coefficient of the scale was found to be .98 using Kuder-Richardson formula (KR-20) while coefficient of reliability was .91 for English rendition and .86

for Hindi adaptation. The Scale was correlated with number of test and it has average construct validity.

3. Mangal Emotional Intelligence Inventory (2004) prepared by Dr. S.K. Mangal and Mrs. Shubra Mangal. It includes 100 items, 25 each from the four dimensions of emotional intelligence i.e. Intra-Personal and Inter-Personal awareness of emotions, Intra-Personal and Inter Personal management of emotions.

The reliability coefficient using methods viz. test-retest, K-R formula (20) and split-half, was seen as .92, .90 and .89 respectively. The factorial and criterion validity of this inventory was established.

4. Family Relationship Inventory by Sherry and Sinha (1987). It consists of 150 items. It may well discriminate the individuals who feel emotionally accepted, overprotected or rejected by their parents. On the basis of scores three types of parenting styles are identified viz. authoritative (both demanding and responsive), authoritarian (highly demanding and directive, but not responsive) and permissive (more responsive than they are demanding).

Test-retest reliability values for the various scales is found to be between 0.42 to 0.81. The validity of the scales was obtained attempted by correlating data on the FRI with the data obtained on the Saxena Personality Inventory and its statistically significant correlation coefficients were ranging from .44 to .84.

Sample

The sample of the present investigation consisted of arbitrarily chosen class Xth adolescent students (14-16 years age) from different Haryana govt. secondary schools. From the state Haryana, four districts (one from each zone viz. North, West, South and East) were chosen randomly. After securing the directory of govt. secondary schools situated in these four districts from the concerned district education office, twenty schools (five from each district) out of that listing, were chosen randomly for gathering data.

Data Collection

The investigator visited the schools individually and conducted the interview with students. After formation of rapport with class X students present on the day, investigator administered the tools to them. Firstly, 635 students were selected. Out of them, 496 adolescents reported living with both parents, 100 adolescents belonged to single parent family, and 39 adolescents revealed their parents as divorced or separated. Finally, for the purpose of analysis the responses of only 240 students out of 496 could be considered, as only two levels in case of independent variable gender (boys or girls) and three levels in case of independent variable parenting style (authoritative, permissive or authoritarian) were taken in to consideration. Then, the boys and girls were divided in to three parallel groups- boys

having authoritative parenting style, boys having permissive parenting style, boys having authoritarian parenting style, girls having authoritative parenting style, girls having permissive parenting style and girls having authoritarian parenting style, From each of these groups, 40 students were selected randomly, that is 40 from each combination group. Thus, 240 adolescents make up final sample of the study i.e. 120 boys (40 from authoritative parenting style, 40 from authoritarian parenting style and 40 from permissive parenting style) and 120 girls (40 from authoritative parenting style, 40 from authoritarian parenting style and 40 from permissive parenting style).

Statistical Techniques Employed

To find out the relationships Pearson's correlation coefficient was calculated by using bi-variate correlation procedure. The influence of gender, parenting style and their interaction on emotional intelligence was studied using 2-way ANOVA (2x3 bivariate factorial designs). The first independent variable gender (A) differed in two ways- Boys (A_1) and Girls (A_2); the second independent variable parenting style (B) differed in three ways- authoritative (B_1), authoritarian (B_2), and permissive (B_3).

Findings

The findings of the study are examined in two segments. The demographic characteristics of the sample subjects are presented in the first segment, and the results of the analyses are presented in the second segment.

Segment 1: Mean and SD of the Emotional Intelligence and General well being Scores of Respondents with respect to Gender and Parenting Style

Table 1: Mean Scores for Emotional Intelligence and General Well Being of Adolescents with respect to Gender and Perceived Parenting Style

Gender	Parenting Style	Emotional Intelligence			General Well Being		
		Mean	S.D.	N	Mean	S.D.	N
Boys	Authoritative	70.10	6.13	40	13.28	3.19	40
	Authoritarian	67.20	6.24	40	10.48	3.10	40
	Permissive	68.50	6.49	40	8.05	2.70	40
	Total	68.60	6.35	120	10.60	3.67	120
Girls	Authoritative	68.15	6.38	40	11.10	3.04	40
	Authoritarian	65.20	6.24	40	8.70	2.88	40
	Permissive	65.83	6.57	40	6.70	2.08	40
	Total	66.40	6.47	120	8.83	3.23	120
Total	Authoritative	69.13	6.30	80	12.19	3.28	80
	Authoritarian	66.20	6.28	80	9.59	3.10	80
	Permissive	67.16	6.63	80	7.38	2.49	80
	Total	67.50	6.49	240	9.72	3.56	240

Source: Primary Data

Segment 2: Results

2.1 Level of Emotional Intelligence among Adolescents

The 240 subjects were arranged based on their score on emotional intelligence scale. It was discovered that out of 240 adolescents, 137 (57.08%) stated high level of emotional intelligence and 103(42.91%) stated low level of emotional intelligence.

2.2 Level of General Well Being among Adolescents

240 subjects were arranged based on their score on General well-being Measure. It was found that 127 of all adolescents (52.91%) were high in general well being and 113 of all adolescents (47.08%) were low in general well being.

2.3 Relationship of Emotional Intelligence and General Well Being with Perceived Parenting Style among adolescents

Table 2: Relationship of Emotional Intelligence and General Well Being with Perceived Parenting Style

Correlates Types of Parenting Style	Coefficient of Correlation with Low Emotional Intelligence	Coefficient of Correlation with High Emotional Intelligence	Coefficient of Correlation with High General Well Being	Coefficient of Correlation with Low General Well Being
Authoritative Parenting Style	-0.14*	0.18*	0.16 *	.11(NS)
Authoritarian Parenting Style	0.16*	-0.15*	-0.14 **	0.15 *
Permissive Parenting Style	-0.11 **	0.17*	0.12 (NS)	.10 (NS)

* $p < .01$, ** $p < .05$, NS-not significant even at .05 level of significance

In respect of parenting styles with adolescents' emotional intelligence, the table 2 demonstrates that low ability of emotional intelligence is negatively associated with authoritative ($r = -0.14$, $p < .01$) and permissive parenting ($r = -.11$, $p < .05$), and positively associated with authoritarian parenting ($r = .16$, $p < .01$). On the other hand high ability of emotional intelligence is positively associated with permissive ($r = .17$, $p < .01$) and authoritative parenting ($r = .18$, $p < .01$), and negatively associated with authoritarian parenting ($r = -.15$, $p < .01$). It is obvious in table 2, that authoritarian parenting style was the best indicator of low emotional intelligence in adolescence ($r = 0.16$, $p < .01$) and authoritative parenting was the best indicator of high emotional intelligence in adolescence ($r = 0.18$,

$p < .01$). Furthermore, the authoritative and permissive parenting style negatively anticipated low ability of emotional intelligence in adolescents ($r = -0.14$, $p < .01$ and $r = -0.11$, $p < .05$ respectively) and the authoritarian parenting style contrarily anticipated high ability of emotional intelligence ($r = -0.15$, $p < .01$) in adolescents.

In regard of parenting styles with adolescents' general well being, the table 2 further indicates that high level of general well being was found to be significantly positively correlated with authoritative parenting style ($r = .16$, $p < .01$) and significantly negatively correlated with authoritarian parenting style ($r = -.14$, $p < .05$). Likewise, low level of general well being was found to be significantly positively correlated with authoritarian parenting style ($r = .15$, $p < .01$)

2.4 Relationship of Emotional Intelligence with General Well Being among Adolescents

In regard of general well being with adolescents' emotional intelligence it was discovered that high level of emotional intelligence was positively correlated with general well being, $r(135) = 0.17$, $p < .05$ and no significant correlation was found between low Emotional intelligence and General Well Being, $r(101) = .10$, $p = .31$, ns at $p < .05$

2.5 Influence of Gender and Parenting Style on Emotional Intelligence and General Well Being of Adolescents

Table 3: Summary of 2x3 Factorial Design ANOVA of Emotional Intelligence and General Well Being of Adolescents (N=240)

	df	Sum of Squares		Mean Squares		F-Value	
		Emotional Intelligence	General Well Being	Emotional Intelligence	General Well Being	Emotional Intelligence	General Well Being
A	1	292.604	187.267	292.604	187.267	7.2718*	22.964*
B	2	355.558	928.408	177.779	464.204	4.417*	56.923*
AxB	2	6.558	6.808	3.279	3.404	.081(NS)	.417(NS)
With in SS	234	9417.275	1908.250	40.245	8.155		
Total	239	10071.996	3030.733				

* $p < .01$, NS- Not significant even at .05 level of significance, A-Gender, B-Perceived parenting Style

2.5.1 Main Effects

Gender

Table 3 indicates that there is a significant main effect for gender $F(1,234)=7.2718, p=.01$ on emotional intelligence. It shows that the mean scores of emotional intelligence among boys and girls differ significantly. Table 1 indicates that adolescent boys (Mean= 68.60, SD=6.35), are higher on emotional intelligence than adolescent girls (Mean=66.39, SD=6.47).

Table 3 further reveals that there is a significant main effect for gender, $F(1,234)= 22.964, p=.01$ on general well being . It shows that boys and girls two yielded different mean scores on general well being. Table 1 indicates boys are higher on general well being score (Mean=10.60, SD=3.67) as compared to girls (Mean=8.83, SD=3.23).

Parenting Style

Table 3 shows that there is a significant main effect for parenting style $F(2,234)=4.417, p=.01$ on emotional intelligence indicating that authoritative, authoritarian and permissive parenting styles yielded different mean scores on emotional intelligence. Table 2 indicates that authoritative parenting style yields highest mean score (Mean=69.13, SD=6.30) on emotional intelligence followed by permissive parenting style (Mean=67.16,SD=6.63) and authoritarian parenting style yields lowest mean score (Mean=66.20,SD=6.28) on emotional intelligence

Table 3 also indicates that there is a significant main effect for parenting style $F(2,234) =56.923, p=.01$ on general well being. This indicates that authoritative, authoritarian and permissive parenting styles yielded different mean scores on general well being. Table 1 further indicates that authoritative parenting style yields highest mean score (Mean=12.19, SD=3.28) on emotional intelligence followed by permissive parenting style (Mean=9.59, SD=3.10) and authoritarian parenting style yields lowest mean score (Mean=7.38, SD=2.49) on general well being.

2.5.2 Interaction

Gender and Parenting Style

The F-ratio (vide table 3) for the interaction between gender and parenting style for mean emotional intelligence scores $F(2,234) =.081, p=.92222$ and general well being scores, $F(2,234)=.417, p=.65951$ lead to the inference that two variables i.e. gender and parenting style do not interact with each other for emotional intelligence and general well being respectively.

DISCUSSION OF THE RESULTS

Results of the investigation are discussed under following subheads:

Emotional Intelligence and Gender: The present investigation reveals that gender introduces differences in emotional intelligence. Results demonstrate that mean score of boys on emotional intelligence are higher than girls. It means boys and girls differ significantly on dimensions of emotional intelligence i.e. awareness and management of emotions (interpersonal & intra personal). Findings stand corroborated by the findings of study by Chu (2002) and Ahmad et al. (2009), which revealed that level of emotional intelligence is higher in males than that of females. However studies of Wing and Love (2001), Singh (2002) report the opposite results. Given the fact that women are more affectionate and deeply emotionally involved in relationships than men, it is expected that they have high level of emotional intelligence than men. The difference in societal behaviour and attitude towards men and women is largely the reason for it (Duckelt & Raffalli (1989), Sandhu & Mehrotra (1999)). Further, some individual personality traits can help explain the higher emotional intelligence amongst the women. Tapia (1999) and Dunn (2002) reported analogous conclusions that women ranked higher than men with respect to compassion, civil obligations and duties and social skills. Further, the women were more receptive and perceptive towards their relationships with parents, siblings and friends. The collective impact of these features help the women achieves higher emotional intelligence than men.

The tentative explanation of the obtained results may be put forward in the sense that emotional intelligence mainly pertains to handling and expressing one's emotions and interpersonal skills. This study marks an initial foray into the field of emotional intelligence. The gender wise emotional intelligence is commonly assumed to be equal in both men and women. Both, however are better than each other in peculiar aspects of emotional intelligence. An analysis of thousands of men and women demonstrated that while the women were better than men in being aware of emotions, empathy and interpersonal skills, the men were better than women in terms of attitude, positive outlook and adaptability. It was also found that men are better at handling tense and pressure situations than women. The commonalities between their emotional intelligence outnumber the differences between them. Moreover, the results are to be understood in context of particular sample of the present study. The study was done in govt. schools of state Haryana. The results might be different in the sample taken from public schools because of the social and cultural differences as children in govt. schools and public schools come from different family background. Therefore, the future study could be done on the sample taken from public schools.

General Well Being and Gender: Results indicate differences in terms of general well being of boys and girls suggesting that general well being of boys and girls in this group are comparable. Boys are higher than girls in aspects like freedom from anxiety, stress,

contentment, and control over emotions etc. The findings may mirror the socially impeded position historically held by women. The finding may potentially be affected by the way that respondents in this study fall inside the age group of 14 to 16 years. These differences may manifest differently with in other age groups. So further research may be conducted in sample taken from other age groups. Enhanced knowledge may create better and superior opportunities for both boys and girls to constructively achieve their personal aspirations and further enhancement of their psychological health and maturity. It will further provide assistance in detecting and remedying traditional inequalities and prejudices between resources, opportunities and protective factors for boys and girls.

Emotional Intelligence and Parenting Style: Findings showed that students with children with authoritative parenting style have most elevated emotional intelligence as well as general well being. The explanation behind this might be comprehended as besides varying on responsiveness and demandingness, the parenting styles additionally vary to the extent to which they are marked by a third aspect: psychological control which "refers to control attempts that intrude into the psychological and emotional development of the child through use of parenting practices such as guilt induction, withdrawal of love, or shaming" (Barber, 1996). Usually parenting of authoritative parents will be less psychologically controlling, while authoritarian parents will be high in psychological control. The findings of this study can be envisioned in light of the fact that the base of emotional intelligence and general well being is affection, and parenting with restricted affection trains dictum, exertion and judgment emotions in youths and kids.

Emotional Intelligence and General Well Being: Results reveals significant relationship of high emotional intelligence with general well being. The results were expected in this direction as it may be assumed that Individuals having high degree of emotional intelligence are possibly going to have better level of psychological well being in comparison to those who are lower in emotional intelligence.

EDUCATIONAL IMPLICATIONS

- 1 Boys were observed to have significantly higher emotional intelligence and general well being as compared with girls. This investigation advocates for the intervention programmes for the subjects having low level of emotional intelligence and general well being.
- 2 The investigation generates cognizance amongst parents, teachers and counselors about general well being and emotional intelligence of adolescents. It helps to understand how parenting style affects these two variables.
- 3 The results suggest that authoritative parenting style efficaciously predicted high degree

of emotional intelligence as well as general well being in adolescents Therefore some strategies are needed for parents to develop authoritative parenting style for growing higher level of general well being and emotional intelligence among children.

References

- Bauer, J. T. (2012). U.S. Religious regions revisited. *The Professional Geographer*, 64(4), 521-539.
- Ahmad, S., Bangash, H., & Khan, S. A. (2009). Emotional intelligence and gender differences. *Sarhad J. Agric*, 25(1), 127-130.
- Asghari, M. S., & Besharat, M. A. (2011). The relation of perceived parenting with general well-being. *Procedia-Social and Behavioral Sciences*, 30, 231-235.
- Barber, B. K. (1996). Parental psychological control: Revisiting a neglected construct. *Child Development*, 67(6), 3296-3319, EJ 545 015.
- Bemporad, J. R., & Romano, S. J. (1992). Childhood maltreatment and adult depression: A review of research. In D. Cicchetti & S. L. Toth (Eds.), Rochester symposium on developmental psychopathology, Vol. 4. *Developmental perspectives on depression* (p. 351-375). University of Rochester Press.
- Bossard, J. H. S., & Boll, E. S. (1966). *The sociology of child development* (4th ed.). New York: Harper and Row.
- Chu, J. (2002). *Boy's development*. Reader's Digest, 94-95.
- Dixon, Graber, and Brooks-Gunn (2008). The roles of respect for parental authority and parental practices in parent-child conflict among African American, Latino, and European American families. *Journal of Family Psychology*, 22(1), 1-10.
- Duckelt, E. and M. Raffalli (1989). Taking care, maintaining the self and the home in adolescents. *J. Youth and Adolescence*, 18(6): 549.
- Dunn, P. (2002). The impact of starting a new venture on the entrepreneur and their family: Expectations, reality, and willingness to start again. Presented at the Association for Small Business and Entrepreneurship 2002 Annual Conf.
- Fonte, B. A. (2009). Relationship between parenting style, emotional intelligence and self esteem.
- Gecas, V. (1971). Parental behavior and dimensions of adolescent self-evaluation. *Sociometry*, 34, 466-482.
- Gibson, D. M., & Jefferson, R. N. (2006). The effect of perceived parental involvement and the use of growth-fostering relationships on self-concept in adolescents participating in GEAR UP. *Adolescence*, 41, 111-125
- Harms, P. D., & Credé, M. (2010). Emotional intelligence and transformational and

- transactional leadership: A meta-analysis. *Journal of Leadership & Organizational Studies*, 17(1), 5-17.
- Hsieh, S. (2006). How parenting styles affect children's development in general well being- A correlational study of junior high school students: Intyds]. Beskikbaar: http://ethesys.lib.mcu.edu.tw/ETD-db/ETD-search/view_etd.
- Sandhu, P. and N. Mehrotra (1999). Time pattern of female students with special reference to leisure time activities. *Ind. J. of Social Res.* 40(4): 285-296.
- Santrock, J.W. (2004). *Life -span development* (9th ed.) New York: McGraw Hill.
- Santrock, J. W., & Yussen, S. R. (1984). *Children and adolescents: A developmental perspective*. Dubuque, IA: Wm. C. Brown Publishers.
- Singh, D. (2002). *Emotional Intelligence at Work: A Professional Guide*. New Delhi: Sage Publications.
- Tapia, M.L. (1999). A study of the relationships of the emotional intelligence inventory (intelligence tests). Dissert. Abst. Int.
- Thammawijaya, P. (2012). Parenting Style, general well being, and Psycho-behavioral outcomes of Thai adolescents in HIV-affected families. Los Angeles: University of California.
- Wilkinson, R. B. (2004). The role of parental and peer attachment in the psychological health and self-esteem of adolescents. *Journal of Youth and Adolescence*, 33, 479-493.
- Wing, E. and G.D. Love (2001). *Elective affinities and uninvited agonies: Mapping emotions with significant others onto Health. Emotion, Social Relationships and Health Series in Affective Sci.* New York: Oxford Univ. Press.

Role of Krishi Vigyan Kendras in Women Empowerment: A Study of Haryana State

Maharshi Dayanand University
Research Journal ARTS
2020, Vol. 19 (1) pp.15-26
ISSN 0972-706X
© The Author(s) 2020
<http://www.mdu.ac.in/Journals/about.html>

Sewa Singh Dahiya

Professor, Department of Public Administration, Maharshi Dayanand Univeristy, Rohtak-124001 (Haryana)

Samunder Singh

Assistant Professor, Department of Public Administration, Maharshi Dayanand Univeristy, Rohtak-124001 (Haryana)

Sunil Deswal

Research Scholar, Department of Public Administration, Maharshi Dayanand Univeristy, Rohtak-124001 (Haryana)

Abstract

Development of a country cannot be fully achieved as long as its women are confined to subordinate positions. The talents of women remain unexplored without their empowerment. It is also true that poverty in both developing and developed countries has a predominantly female face. Hence, empowerment of women plays a vital role in the progress of community and nation and particularly towards their families. The Government of India has formulated various training and development cum employment generations programmes. Majority of such schemes/programmes provide more assistance to the women regarding starting their own ventures. One such programme is Krishi Vigyan Kendra (KVK) that provides vocational training to the rural women for making them self-dependent which ultimately help to empower them. Therefore, four KVKs of Haryana viz. Rohtak, Hisar, Kurukshetra and Mohindergarh district KVKs have been studied. The data have been collected from those trainees who participated in 'Cutting & Tailoring' and 'Fruit & Vegetable Preservation' trainings with the help of schedule method. The responses so gathered are that majority of the respondents stated their knowledge and skill developed after getting vocational training from KVKs. Furthermore, only less than two-fifth of the total respondents replied that KVKs vocational training was helpful in improving their status.

Keywords: Women Empowerment, Vocational Training, Krishi Vigyan Kendras.

Corresponding author:

Sunil Deswal, Research Scholar, Department of Public Administration, Maharshi Dayanand Univeristy, Rohtak-124001 (Haryana) E-mail: sunil.deswal786@gmail.com

Introduction

Development of a country can't be fully achieved as long as its women are confined to subordinate positions. The talents of women remain unexplored without their empowerment. It is also true that poverty in both developing and developed countries has a predominantly female face. Hence, empowerment of women plays a vital role in the progress of the nation community and especially in their families. Empowerment is a multi-dimensional process which provides different opportunities to a group or an individual to work in various spheres of life. It helps to create the ability of knowledge and resources, provides autonomy in decision making that enable them to enrich their lives (Gupta, 2008). Thus, women empowerment helps to control over the circumstances that influence their lives and free from limit that are imposed over them through custom, tradition, belief and practice. Therefore, greater emphasis needs to be over the active involvement of women in all the spheres of societal activities. It is known fact that the women are kept out of all the domains. In this context, women empowerment is much great need. It is not limited to power but it is a much broader concept. It is a process that is facilitated by creating awareness about their rights regarding to social, economical, educational and political. The women empowerment is an outcome of achieving gender equality, gaining self-confidence, building productive capacity, getting power in taking decisions, and gaining control over resources (Uplaonkar, 2005). Entrepreneurship is success key for the socio-economic development of the women. Self-employment is a way for becoming self-dependent in form of finance that leads to economic empowerment of women (Bhagyalakshmi, 2004). The developing countries like India have assigned greater importance for the development of entrepreneurship and encouraged the establishment of small scale industries to tackle the most burning problem of unemployment. Entrepreneurship has been considered as the solution for many socio-economic problems faced by the country. Small enterprises provide productive outlets to the talents, independent people and many of those who may not fulfill their potential in large organizations. They enhance community stability, stimulate personal savings, promote industrial linkages, improve rural welfare and generally raise the level of popular participation in the economy (Sathibama, 2010). The Government of India has formulated various training and development cum employment generations programmes. Majority of such schemes/programmes provide more assistance to the women regarding starting their own ventures. One such programme is Krishi Vigyan Kendra (KVK) that provides vocational training to the rural women so that they (women) could start their own professional activity at micro or small level. KVKs' efforts through vocational training help women to make them self-dependent and ultimately empower them. In this regard, the first KVK was established at Pondicherry on pilot basis in 1974 on the recommendation

of the Kothari Commission (1964-66) (Krishi Vigyan Kendra Telephone Directory-2016). With the passage of time, the government has been extended the number of KVKs with the help of economic five year plans. At present 710 Krishi Vigyan Kendras (KVKs) exist all over India (<http://www.icar...>). It provides vocational training in various areas such as cutting & tailoring, fruit & vegetable preservation, mushroom cultivation, bee-keeping, dairy farming, horticulture, etc (Krishi Vigyan Kendra Telephone Directory-2016). The researcher makes an attempt to know the role of KVKs in women empowerment through vocational training especially in cutting & tailoring and fruit & vegetable preservation with the help of following objectives.

Objectives of the Study

1. To study the role of KVKs in the development of knowledge and skill among the women trainees.
2. To find out whether women trainees initiated professional activity after getting training from KVKs.
3. To study whether status of the women trainees improved after getting training from KVKs.

Research Methodology

The study has been conducted in Haryana state. Thus, four districts have been taken with the help of lottery method. Among the various vocational training programmes imparted by KVKs, two training programmes viz. 'cutting & tailoring' and 'fruit & vegetable preservation' have been taken purposively. These training programmes were provided by all the selected KVKs. A list of trainees who participated in the vocational training programmes from 2015 to 2017 has been taken from the KVKs of selected districts. Scientifically, out of total population (720 women trainees), thirty percent (216) sample has been taken for the study purpose. The data have been collected with the help of well structured schedule method. In addition to this, the secondary data have also been considered for the present study.

Analysis of Data

Data shows that an overwhelming majority (97.68 percent) of the respondents belongs to Scheduled Castes. Age wise, 86.10 percent respondents lie between 18 years to 37 years of age. In case of education, 77.78 percent respondents are educated either up to elementary or secondary level. In case of annual income, 62.96 percent respondents have no income because either they are students or housewives, while 37.04 percent respondents earn up to Rs. 75,000 per annum (based on primary data).

1. Role of KVKs in Development of Knowledge

Knowledge means understanding and awareness regarding particular subject. It helps in realisation of the goals of an individual. Furthermore, performance level of a person may be enhanced by acquiring knowledge through training. Hence, researcher tried to know the role of KVKs in women empowerment through development of knowledge especially in case of trainees. The responses of the trainees have been recorded in the Table 1 given below.

Table 1
Role of KVKs in Development of Knowledge N=216

Vocational Training	Total	Did KVKs help in increasing your knowledge through vocational training?		If yes, to what extent your knowledge has been increase?		
		Yes	No	A Little Bit	Moderate	A Lot of
		Fruit & Veg. Preservation	72 (100%)	72 (100%)	00	16 (22.22%)
Cutting & Tailoring	144 (100%)	138 (95.83%)	06 (04.17%)	11 (07.97%)	79 (57.25%)	48 (34.78%)
Total	216 (100%)	210 (97.22%)	06 (02.78%)	27 (12.86%)	105 (50.00%)	78 (37.14%)

Source: Primary Data.

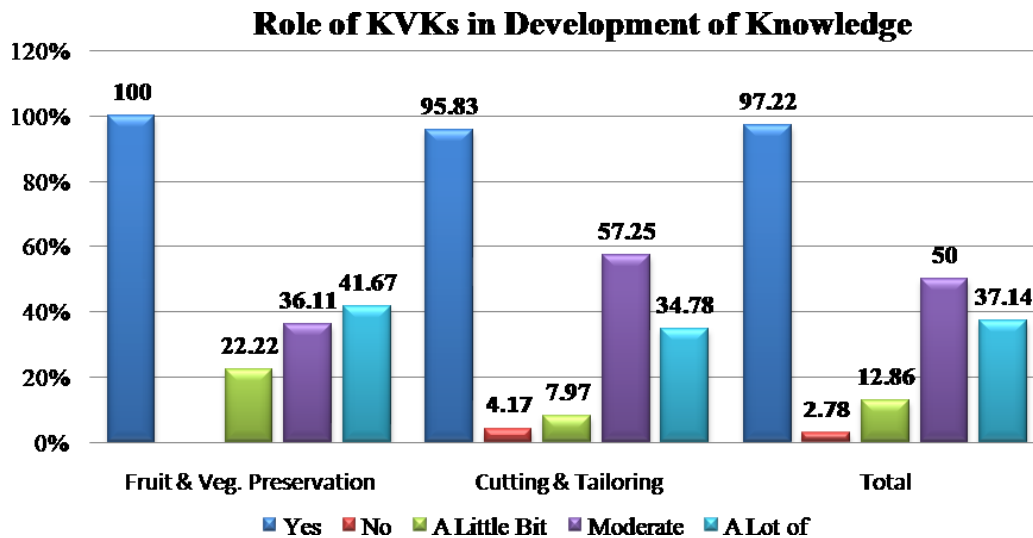


Table & bar graph 1 reveal that an overwhelming majority (97.22 percent) of total respondents stated that vocational training helped them in increasing their knowledge because of lecture and demonstration methods used by the trainers. The trainers played a significant role in explaining scientific term in local language. Being expert in their field, they helped in raising the knowledge level of the trainees. While a very few respondents (02.78 percent) responded that the vocational training was not helpful to increase their knowledge. Those respondents who answered affirmatively were enquired further in terms of extension of their knowledge level. In this regard, out of 210 respondents, exactly one half (50.00 percent) of respondents expressed that their knowledge has been increased to 'moderate' level whereas, 37.14 percent of positively answered respondents claimed that 'a lot of knowledge has been increased. More than one-tenth (12.86 percent) of positively replied respondents informed that only 'a little bit' knowledge has been increased after getting vocational training. In other words, a vast majority of those beneficiaries who answered in positive were benefited either to moderate level or to a high level. This observation was regarding the development of knowledge concerning women beneficiaries.

2. Role of KVKs in Skill Development

Skill is the ability to achieve results with the help of optimum utilization of resources. A person can achieve excellence in his profession on the basis of practice. It helps in improving the ability of a person so that he could utilize skills in the particular field and ultimately get success in his professional work. Accordingly, the researcher made an attempt to know the role of KVKs in skill development of the trainees. The responses have been recorded in Table 2 given below.

Table 2
Role of KVKs in Skill Development **N=216**

Vocational Training	Total	Did KVKs help in improving your skills through vocational training?		If yes, how much did your skills improve?		
		Yes	No	Low	Moderate	High
Fruit & Veg. Preservation	72 (100%)	62 (86.11%)	10 (13.89%)	46 (74.19%)	16 (25.81%)	00
Cutting & Tailoring	144 (100%)	129 (89.58%)	15 (10.42%)	102 (79.07%)	23 (17.83%)	04 (03.10%)
Total	216 (100%)	191 (88.43%)	25 (11.57%)	148 (77.49%)	39 (20.42%)	04 (02.09%)

Source: Primary Data.

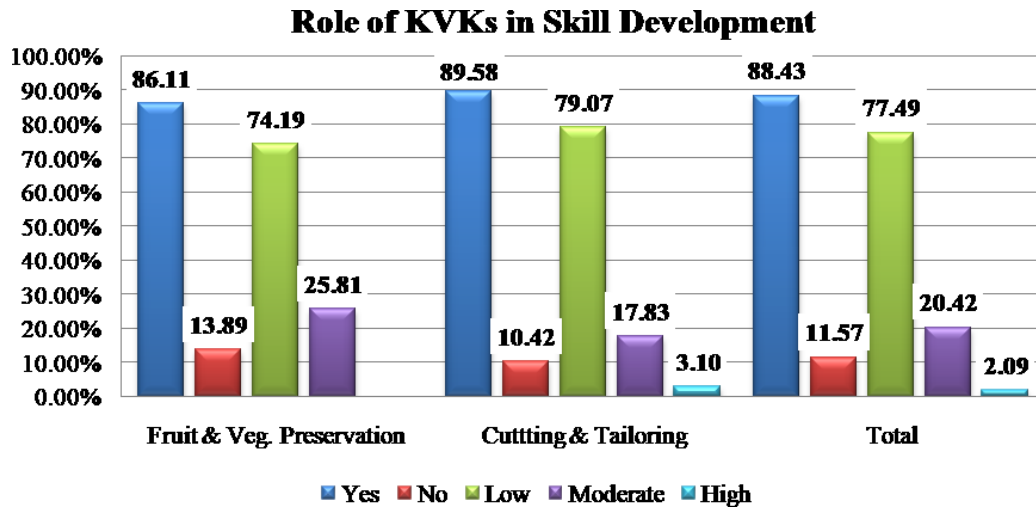


Table & bar graph 2 describe that a high majority i.e. 88.43 percent of total respondents answered that vocational training helped in improving their skills while 11.57 percent of total respondents did not support this view. Training-wise, more than four-fifth respondents of 'cutting & tailoring' (89.58 percent) training as well as of 'fruit & vegetable preservation' training (86.11 percent) answered positively and claimed that vocational training proved helpful in enhancing their skills. Those respondents who answered positively were further enquired. Thus, out of 191 respondents, slightly more than three-fourth (77.49 percent) of respondents stated that vocational training could help in improving their skill up to 'low' level. Whereas, 20.42 percent respondents replied that their skills improved up to 'moderate' level.

3. Commencement of Professional Activity

Commencement of professional activity is usually a dream of almost every unemployed person. Vocational training by KVKs is an attempt in the direction of the fulfillment of dreams of the unemployed. Therefore, the researcher made an attempt to know how many women trainees initiated their professional activity after getting vocational training. Those respondents who replied in negative were enquired further about the reason for not initiating professional activity. The collected data has been illustrated in Table 3.

Table 3
Commencement of Professional Activity N=216

Vocational Training	Total	Did you start any professional activity after seeking vocational training?		If no, what was the reason for not initiating professional activity?	
		Yes	No	Finance	Domestic Work
Fruit & Veg. Preservation	72 (100%)	14 (19.44%)	58 (80.56%)	17 (29.31%)	41 (70.69%)
Cutting & Tailoring	144 (100%)	66 (45.83%)	78 (54.17%)	24 (30.77%)	54 (69.23%)
Total	216 (100%)	80 (37.04%)	136 (62.96%)	41 (30.15%)	95 (69.85%)

Source: Primary Data.

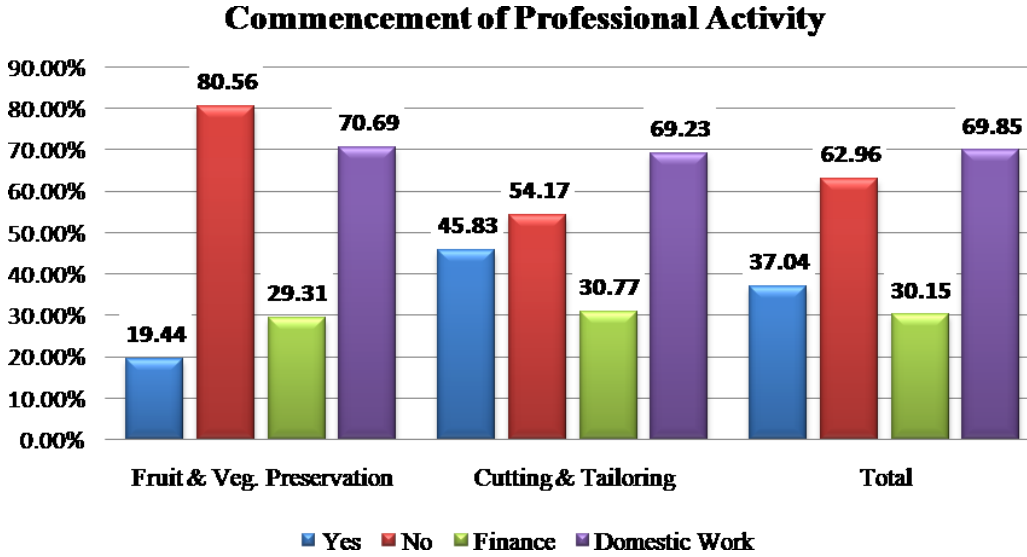


Table & bar graph 3 exhibits that more than three-fifth (62.96 percent) of the total respondents feels that KVKs' vocational trainings are not helpful in improving their status. They stated that women are still struggling to find their footing in man's world and starting professional activity is not different from it. As per particular training, slightly more than four-fifth (80.56 percent) respondents of 'fruit & vegetable preservation' training and more than fifty percent (54.17 percent) of 'cutting & tailoring' trainees did not start professional activity after seeking vocational training. While more than one-third (37.04 percent) of the total respondents replied in positive and stated that they started professional activity at

micro level. As per particular training, less than one-half (45.83 percent) respondents of the 'cutting & tailoring' training started professional activity after seeking vocational training from KVKs.

Those replied in negative were enquired further about the reason for not initiating professional activity. Out of these 136 respondents, more than two-third (69.85 percent) respondents stated that 'domestic work' is the main cause of not initiating professional activity. They stated that they engage in taking care of their children, parents and livestock. Less than one-third (30.15 percent) of these respondents replied that lack of 'finance' is the main cause of not initiating professional activity. They defined that women do not have any access to funds and even their family do not support them in this regard.

4. Role of KVKs in Improvement of Women's Status

Status discloses the condition of a person at a particular period of time. It describes the position, respect, importance, admiration, etc. of an individual. Thus, the researcher studied whether the trainees find KVK's vocational training helpful in improving their status or not. Those respondents who answered positively were further enquired whether their socio-economic status improved or not. The responses have been collected and incorporated in Table 4 given below.

Table 4

Role of KVKs in Improvement of Women's Status

N=216

Vocational Training	Total	Do you feel that KVKs' vocational training is helpful in improving your status?		If yes, which type of your status improved?	
		Yes	No	Social	Economic
Fruit & Veg. Preservation	72 (100%)	14 (19.44%)	58 (80.56%)	09 (64.29%)	05 (35.71%)
Cutting & Tailoring	144 (100%)	66 (45.83%)	78 (54.17%)	20 (30.30%)	46 (69.70%)
Total	216 (100%)	80 (37.04%)	136 (62.96%)	29 (36.25%)	51 (63.75%)

Source: Primary Data.

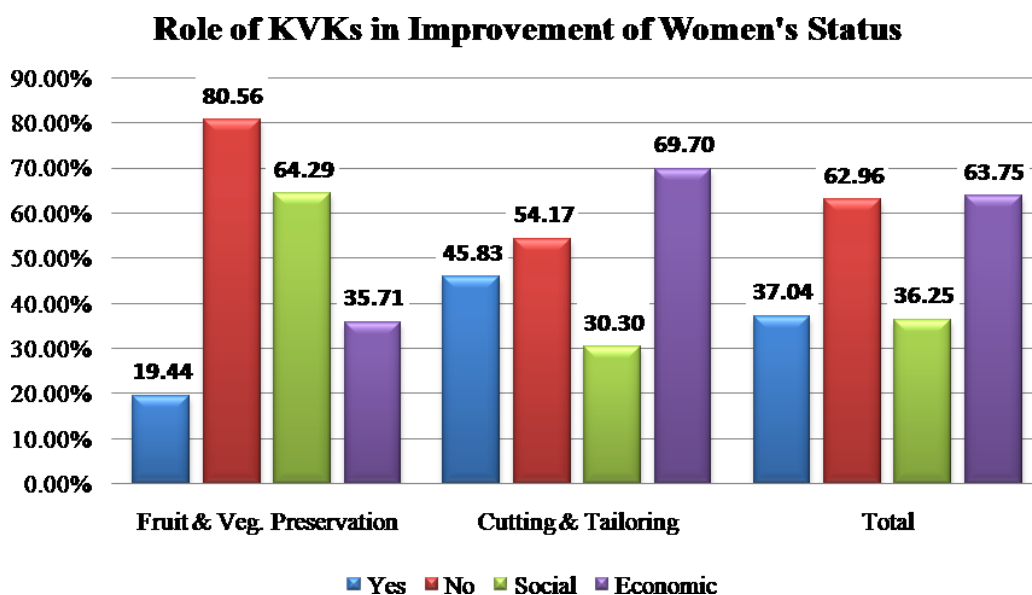


Table & bar graph 4 depict that more than three-fifth (62.96 percent) of the total respondents feels that KVKs' vocational trainings are not helpful in improving their status. The similar percent of total respondents did not start professional activity as mentioned above in Table 3. Whereas, less than two-fifth (37.04 percent) of the total respondents answered in positive way that vocational training imparted by KVKs are helpful in improving their status. In addition to that, more than three-fifth (63.75 percent) of those respondents who answered affirmatively replied further that their economic status improved after getting vocational training from KVKs because they started professional activity and became self-reliant. Moreover, less than two-fifth (36.25 percent) of those respondents who replied positively stated that their social status improved after getting vocational training from KVKs. They defined that their relatives, natives and neighbouring villagers learn skills from them and also take advice regarding to initiation of such kind of professional activity. Consequently, it shows that the socio-economic status of these respondents is highly impacted by the vocational training. Further their self-belief and aspiration are also encouraged.

Main Findings

An overwhelming majority (97.22 percent) of the total respondents stated that vocational training helped them in increasing their knowledge. (Table 1)

A vast majority (87.14 percent) of those beneficiaries who answered in positive has been benefited either to the moderate level or high level regarding the development of knowledge concerning women beneficiaries. (Table 1)

A high majority (88.43 percent) of respondents answered that KVKs training helped in improving their skills. (Table 2)

Slightly more than three-fourth (77.49 percent) of those respondents who replied in positive regarding their skill improvement stated that their skills improved only to a 'low' level. (Table 2)

More than three-fifth (62.96 percent) of the total respondents did not start any professional activity after seeking vocational training from KVKs. They stated that lack of finance and engagement in domestic work are the main reasons for not initiating professional activity. (Table 3)

Less than two-fifth (37.04 percent) of the total respondents feel that KVKs vocational trainings are helpful in improving their socio-economic status. They stated that they could become economically self-reliant as they started professional activity. Furtherer their initiative impacted highly in encouraging other women. (Table 4)

Suggestions

There is a need to launch awareness programmes such as visual films and street plays for illiterate rural women. Whereas, workshops and seminars can be conducted for literate rural women regarding entrepreneurship. Local level representatives, social workers, teachers and retired army personnel can take active steps in this regard.

Awareness programmes for micro, small and medium level entrepreneurship can be promoted through various means such as radio, television, newspaper, etc.

There is a need to create awareness in rural people through educational institutions regarding the safe and nurturing environment for the holistic growth of women.

KVKs can built several inherent qualities such as multi-tasking, team work and high moral values in women during vocational training.

The local level representatives can share success stories of women entrepreneurs with the rural women so that they could be inspired and motivated for entrepreneurship.

In order to remove patriarchal culture from the society, women should be treated equally to men. Hence, there is a need to educate rural men about right to equality through 'prodh sikhsa', 'nukkar natak', 'sarva sikhsa abhiyan', etc. so that men could help women in their domestic work, taking care of their children and parents and raring livestock.

Home management is a key for success to those persons who want to uplift their socio-economic status. Thus, both husband and wife need to help each other in their performing professional activity and family duty.

Government through KVKs can aware women trainees about various financial assistance schemes such as Mudra Yojana, Udygini Scheme Mahila Udyam Nidhi Scheme, Dena Shakti Scheme, Annapurna Scheme, Stree Shakti Package for Women Entrepreneurs, Bhartiya Mahila Business Bank Loan, Trade Related Entrepreneurship Assistance and Development (TREAD), Cent Kalyani Scheme, etc.

Social group and co-operative learning can help in the growth of women empowerment. Basically, a supportive group and similar mind set encourage them to discuss any matter openly so that they could understand the complexities of professional activities.

Conclusion

The union government with the help of Krishi Vigyan Kendras is playing important role not only in women empowerment but also in the growth of agriculture and its allied activities. The study shows that knowledge and skills of the women trainees have improved through KVKs. Yet, there are some hurdles due to which rural women are unable to initiate professional activity. A universal truth is that beginning is always hardest but it cannot break the spirit. Therefore, there is a need to focus on removing hurdles so that women could empower themselves by initiating professional activity. With the help of above suggestions, it may be possible that KVKs can help in empowerment of women as well as society.

References

- Bhagyalakshmi, J., (2004). "Women Empowerment: Miles to Go", *Yojana*, Vol. 48, No. 8, August, p. 38.
- Gupta V. S., (2008). "Capacity Building for Effective Empowerment of Women", *Kurukshetra*, 50, No. 8, June, p. 47.
- <http://www.icar.org.in/content/krishi-vigyan-kendra>, Dated 29/11/2019, Time 1:05 PM.
- Krishi Vigyan Kendra Telephone Directory, (2016). Division of Agricultural Extension, *Indian Council of Agricultural Research*, Krishi Anusandhan Bhawan-I, Pusa, New Delhi, p. 1.
- Sathibama K., (2010). "Rural Women Empowerment and Entrepreneurship Development", Gandhigram Rural Institute, Dindigul District, Tamil Nadu, p. 03-05.
- Uplaonkar, A.,(2005). "Empowerment of Women", *Mainstream*, XI-III, No. 12, March 12, p. 20-21.

Emotional Intelligence and Academic Achievement of Higher Secondary School Students

Maharshi Dayanand University
Research Journal ARTS
2020, Vol. 19 (1) pp.27-36
ISSN 0972-706X
© The Author(s) 2020
<http://www.mdu.ac.in/Journals/about.html>

Basudeb Roy Chaudhury

Assistant Professor, Bijoy Krishna Girls' College, Howrah

Abstract

In school it is observed that, some students possess poor academic performances and some students possess high academic performances, many students adjust themselves in critical situations but some students are unable to do accordingly when they face some critical situations.

In the advent of globalization & technological advancement children are getting exposed to various types of information. Along with information, various social evils and pressures have entered into classrooms.

In India research on Emotional Intelligence (EI) is very important requirement due to the advancement of information technology. Emotional Intelligence is the ability to know and understand oneself and also to know and understand others. A person who has the ability to control his life, he also can control his feelings, while those who can't have the ability to control his life, have to fight for adjustment in society. Students with high emotional and social intelligence can fulfill the social demands effectively, but students with low emotional and social intelligence cannot do it effectively.

Keywords: Emotional intelligence, Social intelligence Academic performances, Globalization, Technological advancement

Corresponding author:

Basudeb Roy Chaudhury, Assistant Professor, Bijoy Krishna Girls' College, Howrah
Email: brc.bts@gmail.com

Introduction

Various factors of family and society influences Emotional Intelligence. Emotional Intelligence plays important role to build up career and also to acquire success in academic performances. According to Mayer and Salovey (1993) Emotional Intelligence is, "a kind of social intelligence that involves the ability to control the emotions of self and others, to distinguish between types of emotion, using information to guide thinking and actions of a person. According to them, emotional intelligence can be categorized into five aspects of the dominance of self-awareness, emotional management, self-motivation, empathy and interpersonal skills. (i) Self-awareness of the self-observation and identification of a feeling when it appears. (ii) Emotional management is the feeling that it is sufficient to handle the behavior, recognizing the feelings behind. (iii) Self motivation is a move to the goal of positive emotions, better self-control and to delay gratification and impulse weakens. (iv) Empathy is sensitive to the feelings of other (v) Interpersonal skills to control the emotions of other people, have social competence and social skills."

In our day to day life, different people express their various feelings in different ways. Many people becomes despair for many reasons of his family and also for many unfavour incidents of society. It is also found that some person become calm and quite in very critical family situations and they also handle critical situations of society with high patients and get success. The people who have the capability to control their immediate feelings are also becomes a well decisions maker in crisis situations of their life and become a successful person in his life. On the other hand the people who have not the capability to control their immediate feelings are also cannot make well decisions in crisis situations of their life and becomes a unsuccessful person in his life. Ability of a person to understand his own emotions and also the emotions of other persons is known as Emotional Intelligence. In the last decade of twentieth century the term Emotional Intelligence become popular in the world. The great personality Daniel Goleman popularized Emotional Intelligence by his research on Emotional Intelligence (EI). According to Goleman only IQ is not the cause of success; Emotional and Social Intelligences also plays important role to achieve success in life. It is also observed that persons with high IQ were not able to get success in life, in his house hold, in workplace, or in the society, but persons with high EI becomes successful in these areas. In our society, we get future leaders from the pupils of the higher education institutions. It is observed that in daily life situations the success rate of Emotionally intelligent person are more than less Emotionally intelligent person. For the benefit of the individual and the society it is very much important to know about emotional intelligence of every person in terms of an emotional intelligent parameter. In work place also, emotional intelligence helps an individual to achieve more success than less emotionally intelligent person.

Review of Related Literature:

The study of Kattekar in 2010 in Karnataka state reveals that a positive relationship exists between emotional intelligence and academic achievement of students.

The study of Bai (2011) revealed that Commerce and Science students have significant difference in anxiety proneness and emotional intelligence.

Jaeger and others (2003) concluded that emotional intelligence is both teachable and learnable by teachers and students.

Yahaya and others (2011) study revealed that there exist a significant relationship between self-awareness, emotional management and empathy with academic performance.

In 2003 Farooq conducted a study on the effect of emotional intelligence on academic performance of 246 adolescent students, his study reveals that students with high emotional intelligence show more satisfactory academic achievement than the students with low emotional intelligence.

Academic Success and Emotional Intelligence:

Emotional intelligence is the capability of realizing our own emotions and also realizing others persons emotions properly. Emotionally intelligent person become sympathetic and empathetic to others persons various feelings and guide himself and other people properly in a critical situation, become calm and quite in every situations. According to Goleman "emotional intelligence" of a person helps him to get success in his educational life and professional life. To achieve academic success in life emotional intelligence plays an important role. Like other educational subjects emotional intelligence can be teach and improve among the students.

Purposes of the present investigation:

1. Investigation about the academic success of boys and girls students of Higher Secondary level in Burdwan Town.
2. Investigation about the emotional intelligence of boys and girls students of Higher Secondary level in Burdwan Town.
3. Investigation about the impact of emotional intelligence on academic success of the pupil of Higher Secondary level in Burdwan Town.

Hypotheses of the Study:

H_{01} : No significant difference will exist among the pupil of Higher Secondary level on academic success in connection with male and female learner.

H_{02} : No significant difference will exist among the pupil of Higher Secondary level on

emotional intelligence in connection with male and female learner..

Delimitation of the present investigation:

1. Present investigation will be conducted to the learners of Higher Secondary level.
2. Present investigation will be conducted in Burdwan Town, West Bengal.
3. This investigation will be conducted to class 11&12 students of Higher Secondary schools from Burdwan Town only.

Sample:

200 Higher Secondary schools students of various Higher Secondary schools of Burdwan Town is the sample of the present study.

The detail descriptions of the sample is given below:

Higher Secondary institutions of Burdwan Town from where samples were taken:

Institutions	No. of pupil
Burdwan Town School	38
Burdwan Municipal Girl High School	37
Burdwan Municipal High schools	32
Burdwan CMS High School	30
Burdwan Harisabha Girls High School	33
Burdwan Sadhumati Girls High school	30
TOTAL	200

Description of the tools

Emotional intelligence test:

Five point Likert scale type questionnaire were used to investigate the 'emotional intelligence' of the pupils. This investigation is a quantitative study, and data was collected using questionnaire. The questionnaire was made by the researcher.

Reliability & Validity: Internal consistency was conducted as an indicator to validity. The result showed that the instrument has a high internal consistency. The reliability coefficient of the scale was 0.82.

Norms of the Emotional intelligence test

Five point Likert scale type questionnaire were used to investigate the 'emotional intelligence' of the pupils. In the questionnaire there were two types of questions, affirmative and denying questions.

Affirmative questions are:

Thirty one questions serial no: 1 , 3 , 6 , 8 , 9 , 10, 11 , 12 , 13 , 14 , 15 , 17 , 19 , 20 , 22 , 23 , 25 ,26 , 27 , 31, 34 , 35 , 37 , 39 , 41 ,42 , 43 , 45 , 46 , 50.

Denying questions are:

Twenty one questions: serial no: 2 ,4 , 5 , 7 , 16 , 18 , 21 , 24 , 28 , 29 , 30 , 32 ,33 , 36 ,38 , 40 , 44,47,48 ,49.

Academic success report was collected from school progress report card.

Administration and scoring

There were no fixed time limit to answer the emotional intelligent test questionnaire, but the test was conducted in a silent, undisturbed environment.

Analysis:

Academic success and Gender

Gender	No of Students	Mean	Variance	t score
Boys	100	151.73	195.04	7.52
Girls	100	166.66	198.99	

Interpretation: From the above table, we see that 't' score is 7.52 and at 0.05 level table "t" score is 1.85. The measured't' score, is higher than table 't' score at 0.05 level, so we may conclude that male and female pupils possess considerable difference in their mean scores of academic success. So the null hypothesis is rejected.

The above calculation reveals, female students possess high mean score and male students possess less mean score than female students. So female students possess more academic success with compare to male students; this results is the impact of, parents, family, educational guide, and institutional authority who promotes emotional intelligence. So male students are less academically successful than female students. It may be concluded that, male pupils are less brilliant than female - though, investigation with huge number of samples are required to confirm this fact strongly.

Emotional Intelligence and Gender:

Gender	No of Students	Mean	Variance	t score
Boys	100	151.82	187.96	6.98
Girls	100	165.7	207.04	

Interpretation: From the above table, we see that 't' score is 6.98, and at 0.05 level table "t" score is 1.85. The measured 't' score, is higher than table 't' score at 0.05 level, so we may conclude that male and female pupils possess considerable difference in their mean scores of emotional intelligence test. So the null hypothesis is rejected. Though study of Rahman, Ferdausy and Uddin (2012), Lawrence and Deepa (2013) and Oommen (2015) shows no significant difference between male and female pupil in their emotional intelligence.

The above calculation reveals, female students possess high mean score and male students possess less mean score than female students when emotional intelligence is compared. Female students also possess more academic success with compare to male students; this results is the impact of parents, family, educational guide, and institutional authority who promotes emotional intelligence. So male students possess less emotional intelligence than female students. It may be concluded that, according to this investigation, male pupils are less emotionally intelligent than female - though, investigation with huge number of samples are required to confirm this fact strongly.

Academic Success and Emotional intelligence of Higher Secondary school students:

"Emotional intelligence and academic achievement of Higher Secondary school students have positive correlation."

Five point Likert scale type questionnaire were used to investigate the 'emotional intelligence' of the pupils. Present investigation reveals that male pupils have less mean score of emotional intelligent than female pupils. It may be concluded that male pupils are less sensible and soft hearted than female pupils.

Educational success report is as per institutions progress report, it also observed that female pupils possess greater mean score of academic success compare to male pupils. So it reveals that educational success depends on emotional intelligence and a positive correlation exists between them. The present findings are similar to the results of previous studies reported by Hassan, Sulaiman, and Ishak (2009), Chamundesari (2013) and Prabha (2015).

Correlation Value of Emotional Intelligence on Academic Achievement

VARIABLES	MEAN	CORRELATION
Educational Success	330.50	0.67
Emotional Intelligent	178.50	

Summary and Conclusions

1. Investigation about the academic success of boys and girls students of Higher Secondary level in Burdwan Town..:

H_{01} : "No significant difference exists among the pupil of Higher Secondary level on academic success in connection with male and female learner."

Female pupils possess more academic success in compare to male pupils.

2. Investigation about the emotional intelligence of boys and girls students of Higher Secondary level in Burdwan Town.

H_{02} : "No significant difference will be exist among the pupil of Higher Secondary level on emotional intelligence in connection with male and female learner."

Female learners possess more emotional intelligence than male learners.

3. Investgation about the impact of emotional intelligence on academic success of the pupil of Higher Secondary level in Burdwan Town:

'Emotional intelligence" and Educational success have correlation 0.651 which reveals a sound positive connection between them.

Educational Implication

Based on the result of the present investigation the goals of educational objectives will be achieved as given below:

Students

Students will know about their capabilities, talent, strength and they will also be able to choose their future way of studies which will help them to build up a bright future.

Teachers

Teachers are the key persons in teaching learning processes in school. If the teachers are well aware about the emotions of the students and also about the emotion of the classroom situation then it becomes easy for them to teach the students effectively. Our study on emotional intelligence will not be fruitful until the teachers are able to apply it properly in classroom situations.

Curriculum

To make a curriculum for a class or for a age group, curriculum makers have to be well aware about the feelings, sentiment and level of "emotional intelligence" of that generation. If they are not well aware about the grade of "emotional intelligence" of pupils of various generations then their work on curriculum framework will not be fruitful and our education system will face large problems, educational objectives will not be achieved.

School

In schools, Headmasters, teachers, and administrators are the key persons to run the school in a healthy manner. They are the policymakers in school management system. So they must be aware about the level of "emotional intelligence" of the pupils and apply it to build up a healthy atmosphere in the school which can promote emotional health of the students. The school authority should arrange emotional health camp in a regular manner to study the emotional health of the pupils and also take necessary steps to recover a student who is facing some poor "emotional health" issues, there should be a special arrangement for female students.

Conclusion

The above study helps us to know about the level of "emotional intelligence" of the pupils of higher secondary schools and its relationship with success in education. From the above study it is found that female students are more emotionally intelligent than boys students at higher secondary level. In our daily life we also observed that women are more emotionally sensible and cordial than men.

The present investigation also confirms that girls students are more academically achiever than boys students and emotional intelligence plays an important role for the girl students to become academically more successful.

The present study could be used in further developing practical guidelines for teachers, targeting to minimize school drop-out rates. Focusing on the role of Emotional Intelligence in school performance, such program might help educators to effectively identify students' emotional competencies and needs and promote the growth of emotional skills in educational environment.

Every person in our society obtains some education from our society, and thus education has much influence in our life. Emotional intelligence plays an important role for psychomotor development of pupil.

Acknowledgement: I will like to acknowledge all the Higher Secondary schools from where data were collected as well as the Headmasters for their kind cooperations.

References

- Bai, S. (2011). Study of Anxiety Proneness and Emotional Intelligence in Relation to Academic Achievement of Pre-university Students. *Research Analysis and Evaluation*, 2(22): 1-5.
- Chamundeswari, S. (2013). Emotional Intelligence and Academic Achievement among Students at the Higher Secondary Level. *International Journal of Academic Research in Economics and Management Sciences*, 2(4), 178-187.

- Farooq, A. (2003). Effect of Emotional Intelligence on Academic Performance, Unpublished Thesis, *Institute of Clinical Psychology*, University of Karachi, Pakistan.
- Goleman D., (1998). Working with Emotional Intelligence. New York: *Bantam Books*.
- Hassan, A., Sulaiman, T., & Ishak, R. (2009). Philosophy Underlying Emotional Intelligence in Relation to Level of Curiosity and Academic Achievement of Rural Area Students. *Journal of Social Sciences*, 5 (2), 95-103.
- Jaeger, A. J., Bresciani, M. J., & Ward, C. S. (2003). Predicting persistence and academic performance of first year students. An assessment of emotional intelligence and non-cognitive variables. *M.A. North Carolina State University*
- Kattekar, S.S. 2010. A Comparative Study of Intelligence Quotient and Emotional Quotient on Academic Achievement in Kannada Language. *Research Analysis and Evaluation* 1(5): 43-44.
- Lawrence, A., & Deepa, T. (2013). Emotional intelligence and academic achievement of high school students in Kanyakumari District. *International Journal of Physical and Social Sciences*. February, 2013, 101-107.
- Mayer J.D., & Salovey P. (1993). The intelligence of emotional intelligence. *Intelligence*, 17(4), 433-442.
- Md. Sahidur Rahman, Shameema Ferdousy and Md. Aftab Uddin.(2012). Exploring the Relationships between Emotional Intelligence, Leadership Styles and Gender: An Empirical Study. *SIU Journal of Management*, Vol.2, No.2:27-57
- Oommen, N .M. (2015). Emotional Intelligence and Academic Achievement of Secondary School Students in Mathematics. *International Journal of Scientific Engineering and Research (IJSER)*, 3(8), 2347-3878.
- Prabha, R.M. (2015). Emotional intelligence as a correlate of academic achievement among first year degree students in Puducherry, India. *International Journal of Current Research And Academic Review*, 3 (6), 259-263.
- Rahman S., Ferdousy S. & Uddin A. (2012). Exploring the Relationships between Emotional Intelligence, Leadership Styles and Gender: An Empirical Study. *SIU Journal of Management*, Vol.2, No.2, December, 2012. pp. 27-57.
- Salovey, P., & Mayer, J. (1990). Emotional intelligence. *Imagination, Cognition, and Personality*, 9(3), 185-211.
- Steinberger, E. D. (1993). Improving student achievement. Virginia: *American Association of School Administrators*.
- Tiwari S.K, & Singh S. Emotional Intelligence and Academic Achievement of Secondary School Students. *Education India Journal*, Vol. 6, Issue-2, May-2017. p.179-195

-
- Van der Zee, K; Thijs, M; Schakel, L/ The relationship of emotional intelligence with academic intelligence and the Big Five. In: *European Journal of Personality*, Vol. 16, No. 2, 2002, p. 103-125
- Yahaya, A., Ee, N.S., Bachok, J.D.J., Yahaya, N., Bon, A.T. and Ismail, S. (2011). The relationship of Dimensions of Emotional Intelligence and Academic Performance in Secondary School Students. *Elixir Psychology*, 41: 5821-5826.

US-China Trade War - Opportunities for India

Maharshi Dayanand University
Research Journal ARTS
2020, Vol. 19 (1) pp.37-50
ISSN 0972-706X
© The Author(s) 2020
<http://www.mdu.ac.in/Journals/about.html>

Neeta Rani

*Assistant Professor, Dept. of National Security Studies, Central University of
Jammu, Jammu & Kashmir (India)*

Abstract

United States and China have been indulged in a war over the trade where increased tariff rates have threaten world economies. Trade war was initiated by U.S. President Donald Trump in January 2018; China reacted and reciprocated by implementing tariffs on imports. U.S. and China are one of the largest economies and turbulences in any of these economies can hamper the global trading system. Moreover trade war between these two will pose a threat to free trade system as many countries may opt for trade protectionist barriers where these are shielding their domestic industries from foreign competition by imposing taxes on imports. Trade war can have implications for India. To some extent India will suffer from the ongoing trade war; some evidences are clear such as decline in rupee value, downfall in the stock markets etc. Though there are several negative effects of trade war on India but it may have prospect and opportunities for herself if it takes proper steps and plan accordingly. India can fill the void created by U.S. and China in each other's trade markets. It needs to materialise U.S.-China trade war with a proper strategy in order to provide an impetus to its economy.

Keywords: Economy, Exports, Imports, Tariffs, Trade War, Trade deficit

Corresponding author:

Dr. Neeta Rani, Assistant Professor, Dept. of National Security Studies, Central University of Jammu, Jammu
Raya Suchani (Bagla), Samba, Jammu-181143, J&K, India Email: neetam29@gmail.com

Introduction

The United States of America is the one of the biggest consumers of Chinese goods. For it China is the largest market in the world to sell its products. But the trade deficit for U.S. is more as compared to China as the later's imports are less from U.S. than U.S. imports from China. Moreover, China's policies are too strict to enter in its market e.g. a company which is willing to sell its goods or say enter China's market, it is mandatory that it has to provide China with its intellectual property rights; U.S. considers this policy as inequitable and against the law. As of now U.S. wants to cut the trade deficit with the same; President Donald Trump, since before he became president, accused China of unfair trade practices. In the beginning of 2018, President Trump warned China for its inequitable trade practices and the theft of intellectual property rights. He asked China to change these unfair practices and also to treat US fairly as well as the American companies. He was more concerned about U.S. trade deficit with China. Despite of several talk series, both countries have futile results to arrive sign an agreement which can resolve the U.S.'s concern.

The tensions between United States and China are on the rise while on the other end continuous tariffs implementation gives a picture of the possibility of a full-fledged/scale trade war between both the countries. When U.S. increases tariffs on trade, China in retaliation also raise its trade tariffs. U.S. has already declared that it will implement trade tariffs in phased manners and China's economy will have to endure the pain. Many countries will have to suffer as the trade war may impact their economies also; India in addition is one of these. India's positive and witty actions may decide whether it is going to suffer due to trade war or will take advantage by creating opportunities for itself. The present study will analyse the effects of U.S.-China trade war and examine the possibilities of cooperation and potential opportunities for India.

What is Trade War?

When countries implement raised tariffs (taxes) on imports/exports in order to attack each other's trade can be considered as trade war. This is a tit-for-tat process where if one country imposes increased tariffs, the other countries do the same to hurt other's economies. Trade war can also lead to increase in political tensions between the parties.

US-China Trade War

The year 2018 started with a hitch between world's two largest economies i.e. United States (U.S.) and China which wobbled the entire world. China was dazed; so were the other countries as it was going to hit their economies as well. According to International Monetary Fund (IMF) data, U.S. is world's largest economy with a value of \$20.4 trillion and China stands second with \$14 trillion followed by Japan and Germany with \$5.1 trillion

and \$4.2 trillion economy (Smith, 2018). The trade war between two giant economies in the world changed the international scenario.

Trade war was initiated by the President of United States Donald Trump when he addressed the State of the Union on 30 January 2018. He said, "America has finally turned the page on decades of unfair trade deals that sacrificed our prosperity and shipped away our companies, our jobs and our nation's wealth. The era of economic surrender is over. From now onwards, we expect trading relationships to be fair and to be reciprocal. We will work to fix bad trade deals and negotiate new ones. And we will protect American workers and American intellectual property, through strong enforcement of our trade rules" (White House, 2018).

Last year's (2017) data records showed that US had huge trade deficit¹ with China which was about \$375 billion (BBC, 2018). Its exports were nearly \$242 billion in various areas such as travel and tourism, banking etc. The trade war between U.S and China is the result of Trump's belief that China has misused the World Trade Organisation (WTO) enabled global trade framework and has taken advantage. Moreover, before giving an access to its market, China forces those U.S. companies which are willing to do business there to transfer their technology and trade secrets to their Chinese counterparts. To evade penalties, China negotiates secretly in such affairs as WTO does not allow transfer of technology and sharing of trade secrets. If foreign car companies want to set up factories in China, they have to be in to 50-50 joint ventures with Chinese companies (Denyer, 2018). U.S. is referring Section 301 of the 1974 Trade Act to defend its claims which say China's involvement in the unfair trade practices and stealing intellectual property rights of American companies (Price, 2018). With this act the president has the power to unilaterally inflict penalties on the trading partner if it harms U.S. business interests in an unfair manner.

Nonetheless, China's President Xi Jinping during a speech at the Boao Economic Forum on 10 April at Hainan (the southern Chinese island), pledged to expand market access to foreign companies, to ease foreign equity restrictions in the automobile industry and lowering the import tariffs for vehicles (Denyer, 2018). Though, his pledges proved to be unsatisfactory and inadequate to resolve the trade dispute and China has also been failed to follow through on those pledges and promises (Denyer, 2018). Despite the fact and several warnings, U.S. felt that China did not seem willing to change its false practices in trade. Therefore, in order to counter this, United States imposed tariffs on solar panel imports from China. On 23 January 2018, U.S. President Donald Trump imposed a tariff of 30 percent on solar panels which will be reduced after four years to 15 percent. Since

¹ Trade deficit refers to a situation when a country spends more money annually on imports than it receives from its exports.

China is one of the largest solar panel manufacturers, it deprecated the increased tariffs. Nevertheless, on the same day, 20 percent tariff was placed for the first 1.2 million units of washing machines imported. In retaliation, on 2 April, China placed tariffs of 25 percent and 15 percent on American imports which included 128 products such as automobiles, pork, cars, soybeans, nuts, and fruits, steel (Rauhala, 2018).

For further trade talks, in May, China's Vice Premier Liu He went to Washington after which on 20th May China decided to cut U.S.'s trade deficit significantly by increasing its imports from U.S. but in the month of July, US President Trump's administration released a list for which a tariff on \$200 billion imports was proposed. The list was inclusive of food products, auto parts, construction material etc. China, immediately, reacted and said that in case U.S. implements the proposed increase in tariff, it would introduce counter measures to defend the country's dignity (Pong et. al, 2018). Further, 25 percent tariff on \$34 billion worth of Chinese goods on 6 July 2018 was entailed by U.S. In a tweet President Trump said that he is not scared of increasing tariff against Chinese imports and surmised trade war as good and easy. His tweet is quoted as under-

"When a country (USA) is losing many billions of dollars on trade with virtually every country it does business with, trade wars are good, and easy to win. Example, when we are down \$100 billion with a certain country and they get cute, don't trade anymore-we win big. It's easy!"

- Donald J. Trump (@realDonaldTrump) March 2, 2018 (BBC, 2018)

In response to that China too imposed tariffs on U.S. imports which the later considered as an endeavour to hurt U.S. economy. In August, U.S. again added on additional \$16 billion of Chinese imports under its tariff policy. Here again China responded with similar sized tariff on U.S. products.

A list of 279 Chinese products worth of \$16 billion was published by the Office of the United States Representatives (USTR) on 6 August and a tariff of 25 percent was imposed on 23 August 2018 for which China responded with similar value tariffs (Wikipedia, 2018). China went to World Trade Organisation (WTO) on 16 August with a complaint that United State had implemented tariffs on foreign solar panels which clashes with the WTO ruling and it is harming China's legal trade interests.

President Trump justified his stand on imposing tariffs on Chinese imports as he said, "We are taking this action today as a result of the Section 301 process that the USTR has been leading for more than 12 months. After a thorough study, the USTR concluded that China is engaged in numerous unfair policies and practices relating to United States technology and intellectual property - such as forcing United States companies to transfer

technology to Chinese counterparts. These practices plainly constitute a grave threat to the long-term health and prosperity of the United States economy" (Pramuk, 2018).

U.S. served seven weeks public notice and after several rounds of hearings as well as opportunities given to comment, United States Trade Representatives were asked to proceed with a tariff of 10 percent on imports from China worth \$ 200 billion. The implementation of the same took place on 24th September 2018. Half of the products under tariff on the list are consumer goods such as cutlery, suitcases, handbags etc (Vaswani, 2018).

The tariffs will be going to increase to 25 percent from 1st January 2019 onwards. Even in his statement Donald Trump stated said that phase three of the tariffs implementation (i.e. \$267 billion of tariffs on imports) will begin immediately if China takes any kind of retaliatory measures against American businessmen, farmers and industries (Pramuk, 2018).

Impacts on US and China

During a speech on the U.S. administration's policy towards China at the Hudson Institute, U.S. Vice President Mike Pence said, "Beijing is employing a whole-of-government approach, using political, economic, and military tools as well as propaganda, to advance its influence and benefit its interests in the United States" (Vaswani, 2018). U.S. believes that for decades it suffered due to China's unfair trade dealings and trade war is an opportunity to correct erroneous practices; on contrary China considers trade war an effort of U. S. to restrain China's growth (Vaswani, 2018). Like China, European Union too retaliated to U.S. which led to the implementation of heavy tax duties on Harley-Davidson motorcycles (in Wisconsin), orange juice (Florida) and on bourbon (Kentucky) (Sasi, 2018).

Due to purchasing of steel and aluminium from other countries, US may face hike in prices of products made out of these two. The US companies will have to buy local steel which, definitely, will boost the steel and aluminium industries in US, but shortage/lack of these goods due to less import and more local demands will also increase their prices. Therefore the local consumers will be the worst affected ones. The companies which make products out of aluminium and steel will have to put the entire onus on to the consumers to cover the costs and to get the profits. The rise in the products prices may lead to less spending by the consumers which can further lead to inflation hike (Bryan, 2018). A nationwide campaign against the tariffs that are hurting the several families and communities (such as farmers, small businessmen and global trade sectors) has already been launched under title "*Tariffs hurt the Heartland*"². It is not only U.S., but China will also suffer when the goods become costly as the tariffs go up due to trade barriers.

¹ *The campaign is backed by nearly 150 largest trade organisations in America.*

The United States trade deficit with China reached highest in July as the Chinese stopped purchasing agricultural products from U.S. due to trade war. American farmers purchase 60 percent of soybean from China imports. There is a possibility that the higher trade tariffs may cut the American farmers off from China completely. Moreover, China can hit U.S. more since its imports from U.S. are very less as compared to U.S. imports from China (Johnson, 2018). Till now, tariffs of worth \$110 billion of U.S. products has been either imposed or proposed by China since the beginning of trade war (Chen & Lawder, 2018). The trade war is a massive gamble where, U.S. has much more than China to lose (Vaswani, 2018). In 2017, China exported goods worth \$506 billion to the U.S. On contrary U.S exported only \$130 billion to China. Approximately 20 percent of China's exports go to U.S (Borzykowski, 2018). A data shows that trade war is hurting American economy badly as the exports are declining, prices of the goods are increasing and the jobs vacancies are fading away (Draho & Payne, 2018). Moreover, U.S. has already paid additional \$100 million because of the tariffs imposed by China in retaliation.

China could retaliate in another way too which could make the operations of U.S companies more difficult within China. There are several U.S. companies which operate in China but do not contribute to the products trade between China and U.S. e.g. Starbucks which has thousands of cafes in the China, though it generates revenue for United States (Ross & Slee, 2018). Another onus China can put on to U.S. economy is by delaying the approval for U.S. investments. It has many countries as options to buy products other than from U.S. Crude oil can be taken as an example which China purchased from Iran. Despite U.S. sanctions on Iran, China imported a huge amount of crude oil from Iran in the month of August. Besides, China has alternate markets like West Africa for buying crude oil. Conversely, it will be difficult for U.S. to find a big market like China to sell its products/goods (Jethmalani, Pengonda, 2018).

China has already set an example by boycotting goods from South Korea during its disputes with the later; it can do the same with U.S (Johnson, 2018). The anti-American sentiments among Chinese can harm U.S. products in Chinese markets. In 2012, Chinese boycotted Japanese cars due to its territorial dispute with Japan which hurt the sale of Japanese goods. Moreover, the trade war can harm U.S.-China's overall relationship too which are equally important.

In future there are chances that the Chinese exporters may probably face lower orders for their products which will result in economic growth rates under pressure (Vaswani, 2018). Although, at present, some of the companies are getting advantages from trade war for a time being as many customers in U.S were purchasing goods from China as much as they can before the tariffs were being imposed (Vaswani, 2018).

The currency in China fell to its lowest level since May 2017 (Pong et. al, 2018). Although even before trade war, the Chinese economy was already dawdling down, the current quarterly report showed that China's economy is growing at an annual rate of 6.5 percent which is less than previous quarter. Its economy has been under more pressure since the commencement of trade war with U.S. and the result of tariff encompassing \$250 billion of Chinese products (Vaswani, 2018). However there are speculations that China's growth will be reduced by 0.5 percent as a result of U.S. tariffs (Jasani, 2018). Even several investment banks and the International Monetary Fund (IMF) have predicted China's growth at the rate of 6.2 percent in 2019 (Vaswani, 2018).

Along with trade war, China has another serious problem such as massive debt. Last year the United States contributed only 19 percent of China's exports (Ross & Slee, 2018). A decade ago, China's debt levels were about 160 percent of GDP which has now been increased to 280 to 300 percent (Ross & Slee, 2018). China is trying to manage with such a major risk. The non-reported debts of China in the year 2013 were estimated around \$1 trillion. A report by the Chinese Academy of social Sciences in March 2018 estimated that LGFV (local government financial vehicle) shadow debt has reached to \$ 4.3.trillion (Economic Times, 2018).

China has tried many channels, both conventional and unconventional, to comprehend U.S. President Trump's intent. They contacted various officials, think tanks personalities, prominent business leaders, but the U.S. is firm in its claims of China's unfair trade practices and asked it to not to force American companies to give up on their technology and sharing their trade secrets (Lunch & Shih, 2018). Former Ambassador to Beijing, Max Baucus said (quoted), "The Chinese felt that they could maybe control this Trump guy a bit using Henry Kissinger, Steve Schwarzman, Hank Paulson and so forth, but China has realized they don't have near as much influence over Trump as they anticipate" (Lunch & Shih, 2018).

Moreover, China's reform and opening up has completed 40 years in 2018 which was headed by one of the top leaders Deng Xiaoping. China launched its ten year plan under the title 'Made in China 2025' in May 2015 which is a state led industrial policy in order to make China dominant at global level with its upgraded high-tech manufacturing industries (McBride, 2018). The aim of this industrial policy is to develop China's high-tech sectors as well as its advanced manufacturing base. The ongoing trade war will have a greater impact both in mid and long run on China's industries which are linked to the "Made in China 2025" strategy. The consumer goods and labour intensive industries will largely suffer with immense impact (Jiming, 2018).

Global Impact

The exaggeration of trade war between U.S. and China is a worrisome issue among the experts. Christian Lagarde, head of International Monetary Fund (IMF), said that the trade war between U.S. and China could hurt the economic prospect across the developing countries (Johnson, 2018). The trade war can have direct impact on consumer products.

Increased tariffs often lead to elevation in the costs of products for the consumers. Not only U.S. and China, many countries in the world could be affected by the US-China trade war. Souring of trade relations between them means economic implications for many nations including Asian countries. China is world's second largest economy and has already retaliated by imposing tariff on U.S. goods such as pork, soybeans, cars, aeroplanes and steel pipes. Further, China can impose heavy tax duties on U.S. companies such as Apple which is renowned worldwide. The increased tax may lead to higher prices of Apple products in order to cover their costs and the consumers at global level will be affected. The companies may find it difficult to operate with huge taxes and in response to that these will increase their product prices which will put a burden on consumers when they buy any products.

A trade war could weaken investment, depress spending, unsettle financial markets and slow the global economy. It could also result in other countries raising protectionist barriers. Not only the emerging markets, it will reduce the overall global economic growth. Moreover, the trade war between U.S and China will have implication for many emerging economies like India both for the equity and debt markets due to increase in tariffs.

Opportunities for India

The trade war can impact the global economies at large. There is a possibility that the Indian economy may also suffer as the trade war has have wider implications. Therefore, it becomes important to analyse all possible effects in order to plan and act accordingly. Trade war may also impede the positive sentiments of Asian stock markets. The erosion of positive sentiments encourages trade protectionist policies in Asian as well as world markets.

The trade may impact the economy of India more adversely as it may find changing dynamics in its economy. The overall economic growth of all countries would slow down leading to decline in the Indian exports due to less demand of goods reason being higher prices of finished products which cause an increase in the prices of consumer goods. This could imbalances the basic principle of economics i.e. demand and supply. India's export and imports constitute nearly 42 percent of its gross domestic product (GDP) and it already has current account deficit as there is less investment flows in India.

The value of Indian currency i.e. rupee has already dropped down to its lowest against the U.S. dollar. The trade war will further impact the rupee. A senior economist at Rabo bank, Hugo Erken has a belief that the pressure on Indian economy has been created due to trade war even though India's internal market is huge and large. Such kind of disturbance is not either good for Indian currency (Financial Express, 2018).

The high tariffs on imports lead to the possibility of an increase in the costs of consumer products in United States as the prices of raw material go up. This would, further, encourage the Federal Reserve to increase the interest rate in the U.S. which will have implications for economies like India which are emerging (Sasi, 2018). Moreover, the hike in tariffs includes such items which are being exported from India to U.S. e.g. parts of military aircraft, valve bodies, pumps, passenger vehicles of 1500-3000 cc etc. India's exports were \$50 million in 2017 (PTI, 2018). The exports potential of vehicles and auto parts, transitional parts for the machinery in defence as well as aerospace sector etc have more for India to U.S. India can encourage its exports to U.S. in various other sectors such as cell phones manufacturing, apparel and textiles, games, toys and footwear (PTI, 2018).

There is an opportunity for India to be a substitute to U.S. by replacing Chinese exports. It can become competitive and grasp a hold in textile, garments, gems and jewellery sectors (Jethmalani, 2018). Moreover, 15 to 25 percent of tariffs have been imposed on U.S. exports of products by China, whereas the Most Favoured Nations (MFN) have been given concessions from 5 to 10 percent on imports duty. India has more opportunities of competitive trade as it has been benefitted with additional 6 to 35 duty concessions under Asia Pacific Trade Agreement (APTA) which it signed in 1975 (Suneja, 2018).

China is India's largest trade partner but later's trade deficit with China is growing continuously. India's exports to China in the last fiscal year were Rs. 86, 015 crore whereas China's imports to India stood at Rs 4.91 lakh crore (Agarwal, 2018). India's total trade deficit is of \$51.08 with China (Srivasatave, 2018). However, it can be benefitted with trade war if it occupies U.S. place in Chinese trade market. It will further contribute to decrease in India's trade deficit with China (Agarwal, 2018). India can replace U.S. exports to China with atleast 100 products. U.S. is selling goods worth \$10 million which are flue cured tobacco, cotton lintens, lubricants, fresh grapes, chemicals like benzene etc. India has various options of products such as corn, almonds, cotton, sorghum, wheat which it can export to China in large quantity and replace U.S. in Chinese market; though it is already exporting some of these to China (Suneja, 2018). India exports of corn stood at \$143.6 million to other countries of the world except China. China's corn imports were \$600 million during the same period. In emancipation to APTA, the member countries can be given maximum of 100 percent concessions on corn export to China (Agarwal, 2018).

India can take advantage of that.

Soybean feeds China's huge food processing industry which is used for the soybean oil production as well as for the export of meal. It imports 100 million metric tons of soybeans annually for domestic consumption; India can enlarge its soybean exports to China (Sasi, 2018). China has already reduced tariffs from 3 percent to zero percent on soybean imports from Bangladesh, India, Laos, South Korea and Sri Lanka (Sputnik, 2018). Other products with which Indian government can broaden its trade (export to) with China are walnuts, oranges, durum wheat etc; India is not exporting these to China and has a great scope for trade.

The increased prices of oil threatens India's current account deficit which can have an impact on India's macroeconomic stability. But the trade war between U.S. and China can benefit India as the oil prices will go down due to this providing a great relief to the Indian government as well as Indian macro industry. U.S. being one of the major oil producers will find it hard a giant market like China. Here India can potentially fill the void for U.S. by becoming an alternate (Sputnik, 2018).

After the commencement of U.S.-China trade war, China has taken a much liberal stance on imports from India. China lifted a ban on the imports of rapeseed meal from India on 22 October 2018 which is a positive sign for Indian economy. China agreed over this because of the requests made by Indian government. Rapeseed is a key ingredient in animal feed which was banned in 2011 by China due to quality concern. India can export the same over 5 lakh tons to China (Sputnik, 2018). Another opportunity India has got due to trade war is the re-opening of Chinese markets for Indian no-basmati rice after a ban over safety and quality concern.

Findings/Results

U.S.-China trade war is a serious issue which cannot be resolved within a stipulated time. However, the two countries need to cooperate with each other as there is a huge potential for trade between them. Moreover, both are well established trade markets for each other. U.S.-China long term relations may hurt badly and it will imperil the future relations too between these especially when President Trump is gone. The global trade system has been hurt due to ongoing trade war. U.S. and China are world's two largest economies and it is their responsibility to negotiate amicably by using multilateral mechanism and bring the trade war to an end. This will not cause a threat to free trade as it is suffering now. Moreover, it is rightly said that no country wins a trade war. India also needs to be perceptive and cautious too as her relationship with both U.S. and China are important and needs to be fostered.

Conclusion

The world is witnessing unprecedented growth which is dynamic in nature. U.S. and China are competing with each other when it comes to impose tax duties on imports and exports. The U.S. initiated trade war when it implemented first phase of tariff duties in order to reduce its trade deficit with China. China first approached World Trade Organisation to solve the issue through negotiation. Many of its leaders also met several prominent people in U.S. and tried to create its influence. But its all efforts could not get positive responses and results. Therefore, later China responded U.S. by imposing same tariffs rates as U.S. and created trade barriers. There is no doubt that some of the economies and asset markets in the world will be harmed and several countries are opting protectionist trade policies due to trade war. Before it reaches and dismantles India brick by brick, India needs a proper plan and strategy to materialise the US.-China trade war which can possibly provide an impetus to Indian economy. India should take advantage of the situation and understand the need of implementing right measures. India has opportunities which it can grab easily by replacing U.S. export to China. A number of products have been identified which India can export to China and reduce its trade deficit. Moreover, China is also opening its markets for India by lifting previous bans on several Indian products which India now can export to China.

References

- Agarwal, S. C. (2018), How India's Exports may benefit from US-China trade war, August 28, <https://www.businesstoday.in/current/economy-politics/how-indian-exports-may-benefit-from-us-china-trade-war/story/281711.html> accessed 28 October 2018.
- BBC (2018), Trade wars, Trump tariffs and Protectionism explained, July 26, retrieved from <https://www.bbc.com/news/world-43512098> accessed 28 October 2018
- Borzykowski, B. (2018), Trade war with US could be the tipping point for China's \$14 trillion debt-ridden economy, April 24, CNBC, <https://www.cnbc.com/2018/04/24/trade-war-with-us-may-be-tipping-point-for-chinas-debt-ridden-economy.html> accessed 24 October 2018.
- Bryan, B. (2018), Trumps newest economic move could cause the price of everything from cars to beer to rise, March 3, <https://www.businessinsider.in/Trumps-newest-economic-move-could-cause-the-price-of-everything-from-cars-to-beer-to-rise/articleshow/63141496.cms> accessed 28 October 2018.
- Chen, Y., Lawder, D. (2018), China says Trump forces its hand, will retaliate against new U.S. tariffs, September 18, Reuters, <https://www.reuters.com/article/us-usa-trade-china-tariffs/china-says-trump-forces-its-hand-will-retaliate-against-new-u-s-tariffs-idUSKCN1LX2M3> accessed on 21 October 2018.

- Denyer, S. (2018), Facing Trade War with U.S., China's Xi renews vow to open markets, import more, April 10, *The Washington Post*, https://www.washingtonpost.com/world/chinas-president-pledges-to-reduce-investment-restrictions-tariffs-on-auto-industry/2018/04/09/e3012ffa-3c39-11e8-955b-7d2e19b79966_story.html?utm_term=.flad3c7314b9 accessed 25 October 2018.
- Draho J. & Payne R. (2018), Tariffs take toll on markets, June 27, CNBC, <https://www.cnbc.com/video/2018/06/27/tariffs-take-toll-on-markets.html> accessed 12 November 2018.
- Economic Times (2018), China's murky problem with debt is partly due to this 25-year law, October 26, <https://economictimes.indiatimes.com/markets/stocks/news/chinas-murky-problem-with-debt-is-partly-due-to-this-25-year-law/articleshow/66372017.cms> accessed 26 October 2018.
- Financial Express (2018), U.S-China Trade War: What it is, how it impacts India, July 6, <https://www.financialexpress.com/economy/us-china-trade-war-what-it-is-how-it-impacts-india/1233408/> accessed 29 October 2018.
- <http://tariffshurt.com/tariffs-taking-a-toll-on-markets-with-rough-2019-instore/#more-93> (8 November 2018) accessed on 9 November 2018.
- Jasani, D. (2018), How will the U.S-China trade war affect global markets and Indian equities, August 29, *Business Standard*, https://www.business-standard.com/article/economy-policy/how-will-the-us-china-trade-war-affect-global-markets-and-indian-equities-118082900212_1.html accessed 29 October 2018.
- Jethmalani, H., Pengonda, P. (2018), How US-China Trade war will affect India, June 20, <https://www.livemint.com/Money/0WIWRQ9nkfT7G1W5P1juqO/How-USChina-trade-war-will-affect-India.html> accessed 26 October 2018
- Jiming, H. (2018), China-U.S. trade conflict: causes and impact, 2018 CF40-PIIE Joint Report, June 11, *China Finance 40 Forum*, <https://piie.com/system/files/documents/ha20180611ppt.pdf> accessed 29 October 2018.
- Johnson, K. (2018,), Trump's trade war with China is about to get surprised, September 12, *Foreign Policy*, <https://foreignpolicy.com/2018/09/12/trumps-trade-war-with-china-is-about-to-get-supersized-tariffs-301/> accessed on 28 October 2018.
- Lunch, D. J., Shih, G. (2018), Crossed Wires: Why the U.S. and China are struggling to reach a trade deal, October 24, *The Washington Post*, https://www.washingtonpost.com/business/economy/crossed-wires-why-the-us-and-china-are-struggling-to-reach-a-trade-deal/2018/10/24/69f859e6-d2dc-11e8-8c22-fa2ef74bd6d6_story.html?noredirect=on&utm_term=.3400e558b3e0 accessed 28 October 2018.

- McBride, J. (2018), Is 'Made in China 2025' a threat to Global trade, August 2, <https://www.cfr.org/backgrounder/made-china-2025-threat-global-trade> accessed 2 November 2018.
- Pong, J., Tilford, C., Joanna, S.K., Crooks, Ed, Kwong, R, Hancock, T. (2018), What's at stake in US-China Trade War, July 19, *Financial Times*, <https://ig.ft.com/us-china-tariffs/> accessed on 28 October 2018.
- Pramuk, J. (2018), Trump will slap 10% tariff on \$200 billion in Chinese goods-and they will go to 25% at year end, September 17, <https://www.cnbc.com/2018/09/17/trump-puts-new-tariffs-on-china-as-trade-war-escalates.html> accessed 27 October 2018.
- Price, E. (2 April 2018), China tariffs 128 US products, April 2, *Fortune*, <http://fortune.com/2018/04/02/china-tariffs-128-us-products/> Retrieved May 28, 2018.
- PTI (2018), U.S.-China Trade war can make Indian products competitive, August 6, [//economictimes.indiatimes.com/article/show/65280457.cms?utm_source=contentofinterest&utm_medium=text&utm_campaign=cppst](http://economictimes.indiatimes.com/article/show/65280457.cms?utm_source=contentofinterest&utm_medium=text&utm_campaign=cppst) accessed 29 October 2018.
- Rauhala, E., Lynch, D. J. (2018). "China fires back at Trump with the threat of tariffs on 106 U.S. products, including soybeans". April 4, *The Washington Post*, https://www.washingtonpost.com/world/asia_pacific/china-fires-back-at-trump-with-tariffs-on-106-us-products-including-soybeans-cars/2018/04/04/338134f4-37d8-11e8-b57c-9445cc4dfa5e_story.html?utm_term=.1b22dd0fadec accessed 28 October 2018
- Ross, M., Slee, A. (2018), China has bigger problem than trade war- a mountain of debt, August 8, <https://www.abc.net.au/news/2018-08-08/chinas-view-of-trumps-trade-war-is-massive-debt-a-bigger-problem/10055192> accessed on 26 October 2018.
- Sasi, A. (2018), How a U.S.-China trade war can hit Indian market, April 6, *The Indian Express*, <https://indianexpress.com/article/explained/how-a-us-china-trade-war-can-hit-indian-market-5125446/> accessed 29 October 2018.
- Smith, R. (2018), The World's biggest economies in 2018, (April 18), *World Economic Forum*, retrieved <https://www.weforum.org/agenda/2018/04/the-words-biggest-economies-in-2018/> accessed 2 November 2018.
- Sputnik, (2018), U.S.-China Trade war Impact- China removes 7 year old ban on Indian Livestock Feed, 22 October, *Sputnik International*, <https://sputniknews.com/asia/201810221069104418-china-removes-ban-indian-livestock-feed/> accessed 30 October 2018.
- Srivastava, A. (2018), Here are five most common myths about India-China bilateral trade, April 29, <https://economictimes.indiatimes.com/news/economy/foreign-trade/india-china-bilateral-trade-deflating-the-five-most-common-myths/articleshow/63954787.cms> accessed 28 October 2018.

- Suneja, K. (2018), India can replace US exports to China amid trade war, says study, August 28, *The Economic Times*, <https://economictimes.indiatimes.com/news/economy/foreign-trade/india-can-replace-us-exports-to-china-amid-trade-war-finds-study/articleshow/65568130.cms> accessed 30 October 2018.
- Vaswani, K. (2018), US-China trade war: a tale of two Chinas, September 18, *BBC News*, <https://www.bbc.com/news/business-45556345> accessed on 24 October 2018.
- White House (2018), President Donald J. Trump's State of the Union Address, January 30, <https://www.whitehouse.gov/briefings-statements/president-donald-j-trumps-state-union-address/> accessed on 23 October 2018.
- Wikipedia (2018), 2018 China-United States Trade War, October 20, https://en.wikipedia.org/wiki/2018_China%E2%80%93United_States_trade_war accessed 28 October 2018.

Determinants of Customer Satisfaction in Online Shopping

Maharshi Dayanand University

Research Journal ARTS

2020, Vol. 19 (1) pp.51-66

ISSN 0972-706X

© The Author(s) 2020

<http://www.mdu.ac.in/Journals/about.html>

Rachna Jain

*Assistant Professor, Maharaja Agrasen Institute of Management Studies,
Rohini, New Delhi*

Shikha Sharma

*Assistant Professor, Maharaja Agrasen Institute of Management Studies,
Rohini, New Delhi*

Abstract

Purpose - The study is conducted to explore various factors that determine the level of customer satisfaction among online shoppers. The exploration will contribute to the formulation of various strategies to enhance online shopping experience that will consequently lead to customer satisfaction.

Design/methodology/approach- Self-administered questionnaire was used to know the impact of various determinants on customer satisfaction in online shopping. Exploratory factor analysis (EFA) was performed to extract the factors for analysing the impact on customer satisfaction in online shopping. Various statistical tools and techniques like Data normality analysis, Analysis of reliability and validity, Pearson coefficient of correlation and regression analysis were used. A sample of 270 online shoppers consisting of 108 (40%) male and 162 (60%) female respondents was collected for the study.

Findings-38 items with factor loading greater than 0.5 were considered out of a total of 45 items and a total of 9 factors were extracted using Exploratory Factor Analysis. The study supports that security; information quality; payment mode; customer support; quality and assortment have a significant positive effect on consumer satisfaction.

Research implications- Results of the study provide insight into the determinants of customer satisfaction among online shoppers. This will be useful for Indian online retailers while developing strategies regarding their websites.

Keywords: Customer satisfaction; Online shopping; India; Online shoppers; Exploratory Factor Analysis

Corresponding author:

Dr. Rachna Jain, Flat-22B, Jyoti Apartment, Sector-14, Extension, Rohini, Delhi - 110085

Contact No. : 9810407768 E-mail: jain.rachna@rediffmail.com

Practical implications - Online retailers should develop a risk-free and secure online interface; provide quality information about products and services offered and enhance the capability of customer support staff for immediate query handling.

Originality/value -The paper contributes to the identification of factors determining customer satisfaction among online shoppers.

Introduction

With increasing inclination towards digitalization and usage of the internet, there is a rapid increase in the number of people engaging in online shopping in India. With more than 200 online shopping websites available in India providing varied categories of products and services directly to the consumers, the shopping experience is becoming more and more flexible and convenient for customers now (Chen et al. 2012). Online shopping has become so popular nowadays that some people are shifting from offline to the online mode of shopping for almost every category of product. PRC Ministry of Information Technology, 2011 reported increase in number of online shoppers in India. This demand for a detailed study of customer satisfaction and its determinants in the field of online shopping. The importance of identifying determinants of customer satisfaction and their respective impact on the same cannot be undermined.

The determinants of customer satisfaction in the current study are adapted from previous studies (Chen et al. 2012) and most common determinants were taken into consideration. These determinants were identified as website layout (Alam et al., 2010), security (Christy and Matthew, 2005), information quality (Liu et al., 2008), payment mode (Grace and Chia- Chi, 2009), customer support (Kuang-Wen Wu, 2011), quality (Christian and France, 2005), assortment (Alam et al., 2010), and delivery performance (Alam et al., 2010); furthermore, their respective impact on customer satisfaction is analyzed.

Literature review

Customer satisfaction

Under the domain of marketing management, consumer satisfaction is the most important and most researched construct. In an online shopping environment, satisfaction among customers is the most critical issue that leads to consumer acquisition, their retention and sustainable progress of online stores (Chen et al. 2012). The association between expectations of the consumer and consumer experience results in the level of customer satisfaction. This level is attained when experience equals or exceeds expectation of the customers (Khristianto et al., 2012).

A study to identify the determinants of customersatisfaction is important as it can be treated as a benchmark to analyse the performance and growth of a business and can be

used as guiding principle for future strategies (Alan and Yasin, 2010). Number of studies have focussed on identification of factors that result in customer satisfaction (Jun et al., 2004; Ballantine, 2005; Cappelli et al., 2011). Researches identified that website layout (Alam et al., 2010; Cyr 2008; Shergil and Chen, 2005); security concerns (Christy and Matthew, 2005); information quality (Liu et al., 2008); payment mode (Grace and Chia-Chi, 2009), customer support ore-service quality (Kuang-Wen Wu, 2011); product quality (Christian and France, 2005); variety of products/ assortment (Christian and France, 2005; Alam et al., 2010); delivery service and support (Alam et al., 2010) significantly affect on the level of customer satisfaction towards shopping through e-commerce websites. According to Sang Yong Kim and Young Jun Lim (2001), the factors of reliability, information quality, convenience, speed and entertainment play a vital role in customer satisfaction while shopping online.

Website layout

Previous studies indicate that the performance of online website can be assessed based on certain functions such as easy to use features (Dholakia and Zhao, 2010; Khare and Rakesh, 2011); atmospherics and design (Prasad and Ansari, 2009; Ha and Stoel, 2009; Gehrt et al. 2012); and usability or functionality (Hernandez et al. 2009; Chen et al. 2010).

Literature indicates that navigation design (Lee and Kozar, 2012), visual impact (Cyr, 2008), availability and placement of information (Guo et al., 2012) and appropriate personalization on the website (Wolfenbarger and Gilly, 2003) are some major factors that affect consumer satisfaction. Studies conducted by Shergil and Chen (2005), Lee and Lin (2005) and Cyr (2008) indicate that website design, navigation design, information design and visual design influence consumer satisfaction in a positive manner.

Security

Research conducted by Elliot and Fowell, 2000 as well as by Szymanski and Hise, 2000 focus on the association between perception on security risk and satisfaction with the service. They reported an inverse relationship between the two. This shows that robust security features increases the level of satisfaction among consumer in online shopping. Financial security is the most crucial factor influencing satisfaction among online shoppers (Evanschitzky et al., 2004); Szymanski and Hise, 2000). Research studied by Limayem et al. (2000); Christian and France (2005) and Guo et al. (2012) reveals that security concerns while doing online shopping have a significant impact on the satisfaction level of the customers.

Information quality

Quality of information available on the website is concerned with the reliability and

authentication of data available to online shoppers. Guo et al. (2012);Christy and Matthew, (2005) and Kim and Lim (2001) revealed that information quality affects consumer satisfaction in internet shopping significantly. Study conducted by Liu et al. (2008) reported that enhanced quality of information will improve the level of satisfaction among the online shoppers. Research conducted by Kiran et al. (2009) indicates that reliability and accuracy of the information available on the website regarding features, attributes, and quality and product warranties has a positive impact on Indian consumers while doing online shopping.

Payment mode

Online websites offer multiple options for payment viz. Net Banking, Amazon Pay, cash On delivery, debit card, credit card, Paytm wallet to name a few. Studies conducted by Thakur and Srivastava (2015) and Sharma and Rawat (2014) indicate that Indian consumers prefer Cash on Delivery option for payment while shopping online. In addition to this, consumers expect websites to maintain the privacy of personal data and communication and require a safe and secure payment environment (Tandon et al. 2015; Franzak et al., 2001). The ease of making payment for online transactions is an important factor to increase consumer satisfaction level (Grace and Chia-Chi, 2009).

Customer support

Customer support refers to the willingness of customer care staff to help and respond to customer needs and inquiries. Customer support has emerged as a vital factor to proximate online websites which helps in achieving growth. Sirkka et al. (1996) indicate that apart from product perceptions and perceived consumer risk; customer service is one of the major factors affecting the online shopping experience. Jasurand Haliyana (2015) attributed customer support service as an important factor that determines consumer purchase intention along with other the factors of website quality, logistics, and efficient product distribution. Studies conducted by Kim and Kim (2010), Prasad and Ansari (2009), Wolfenbarger and Gilly (2003), Guo et al. (2012) revealed that customer support has a positive and significant impact on the satisfaction level of online shoppers.

Quality

Quality of the product is considered to be the first and foremost consideration while e-commerce shopping. Although e-commerce websites can't facilitate customers to touch and feel the product quality but can check out the available reviews related to the said product, available description of the product, try and buy option given by many websites is helpful for consumers to be convinced about the quality of the product.

Quality of the product offered along with other factors like discounts, gifts associated with the purchase plays a vital role in framing the purchase intention in consumers for

shopping online, Hasslinger (2007). The study conducted by Snoj et al. (2004) revealed that higher the perceived product quality, higher will be the perceived value and consequently, higher customer satisfaction. Christian and France (2005) and Guo et al. (2012) emphasize that better product quality will have a significantly positive effect on consumer satisfaction level.

Assortment

An increasing number of online shoppers expect e-retailers to offer a wide variety of products, a large assortment of products is considered to be good that leads to higher chances of purchase (Jarvenpaa and Todd, 1996). Websites offering a vast variety of products draw more attention of customers (Christian and France, 2005; Alam and Yasin, 2010). Studies conducted by Szymanski and Hise (2000); Anthanassopoulos et al (2001) and Ahn et al. (2004) have found that product variation is an important factor that influences e-satisfaction. Parsons (2002) defined product selection as a relationship between availability of product assortments and their experience that lead to hedonic motives in online shopping. Dash (2012) identified that assortment along with other determinants like privacy, reliability, and trust have a significant association with online shopping.

Delivery performance

The post-purchase evaluation in online shopping is highly dependent on the speed of delivery and effectiveness of the delivery or logistics partner. Numerous studies revealed that delivery service and performance is a major identified factor that leads to satisfaction among online shoppers.

Alam et al. (2010) investigated delivery performance as one of the key dimensions in online shopping that leads to high level of customer satisfaction among online shoppers. Ahn et al. (2004); Shih (2004); Grewal et al. (2004) and Lee and Joshi (2007) also revealed that delivery performance influences satisfaction among customers in online shopping. Dawn and Kar (2011) laid emphasis on quick and consistent delivery partners, reverse logistics as a factor influencing customer satisfaction in online shopping.

Hypotheses

H₁: Website layout significantly and positively impacts satisfaction in online shopping.

H₂: Security significantly and positively impacts satisfaction in online shopping.

H₃: Information quality significantly and positively impacts satisfaction in online shopping.

H₄: Payment Mode significantly and positively impacts satisfaction in online shopping.

H₅: Customer support significantly and positively impacts satisfaction in online shopping.

H₆: Quality significantly and positively impacts satisfaction in online shopping.

H₇: Assortments significantly and positively impacts satisfaction in online shopping.

H₈: Delivery performance significantly and positively impacts satisfaction in online shopping.

Methodology

A combination of exploratory and descriptive design is used for the formulation of a hypothesis to conduct the research. The review of the literature resulted in a self-administered questionnaire to assess the impact of various factors on level of customer satisfaction in online shopping. The factors and their respective items were adopted and adapted from various previous studies to be acceptable in the electronic commerce industry of India. The variable of website layout was adapted from Ha and Stoel (2009) and Wolfinbarger and Gilly (2003); security and its items from researches done by Christian and France (2005), Limayen et al. (2000) and Guo et al. (2012); information quality from Christy and Matthew (2005) and Kim et al. (2001); payment mode from Grace and Chia-Chi (2009) and Thakur and Srivastava (2015); customer support from Jasurand Haliyana (2015), Kim and Kim (2010) and Wolfinbarger and Gilly (2003); quality from Snoj et al. (2004); assortment and variety of products from Alam and Yasin (2010); delivery performance from Dawn and Kar (2011) and Lee and Joshi (2007).

The study instrument consist of two parts. The first part includes questions related to demographic details pertaining to respondents. The other part consists of questions aiming at analyzing the impact of various factors like website layout, security, etc. on satisfaction among customers in online shopping. For measuring the variables, Likert scale (5 point) was used with values 1 to 5 where 1 denotes strongly agree and 5 denotes strongly disagree.

Data collection

Study population comprises of individuals who indulge in online shopping. Convenient sampling technique of selecting a sample was used for the present study. The questionnaire was sent to more than 500 respondents, out of which 270 complete and usable questionnaires were retained for statistical analysis; with a response rate of 54%.

SPSS 20 was used to analyze the data received from questionnaires. Various statistical tools and techniques like descriptive statistics, data normality analysis, analysis of reliability and validity, correlation coefficient and regression were used. Exploratory factor analysis (EFA) was performed to extract the factors for analyzing the impact on consumer satisfaction via online shopping.

Results

Demographic profile of respondents: The sample of study comprises of 270 online shoppers consisting of 108 (40%) male and 162 (60%) female respondents. Majority of online

shoppers were from the age group of 18 - 30 (62.22%) years of age. 60% of respondents were graduates and 30% of respondents were postgraduates, the remaining 10% of respondents were undergraduates.

Normality of data and multicollinearity (Table 1): With reference to a central limit theorem the data of 270 respondents were normally distributed. Multi-collinearity for each independent variable in the data was assessed by tolerance test, variance Inflation factor (VIF) and Durbin-Watson test. The range of tolerance values for the independent variables was estimated to be from 0.242 to 0.498 (Tabachnick and Fidenn, 2001) , which are all greater than 0.10. The VIF values for the independent variables range from 2.009 to 4.125 (Hair et al., 1995) , which are all less than 5. Value of Durbin- Watson test for the sample is 1.985, which is within the acceptable range from 1.5 to 2.5 (Durbin and Watson, 1950).

Table 1: Normality of data and multi- Collinearity

	Tolerance	VIF
Determinants		
Website Layout	0.261	3.829
SECURITY	0.347	2.883
Information Quality	0.242	4.125
Payment Mode	0.431	2.322
Customer support	0.256	3.906
Quality	0.498	2.009
Assortment	0.37	2.706
Delivery Performance	0.476	2.1

Reliability and validity: Table 2 shows the values of Cronbach's alpha used to assess reliability statistics of the study estimated as 0.952 and the values of Cronbach's alpha for independent variables ranged from 0.601 to 0.842. As all the values of Cronbach's alpha in the study are greater than 0.60, the constructs of the study are considered to be reliable. Although the value of cronbach's alpha for variable of "Payment Mode" is below the acceptable value of 0.7. The factor is still considered for the further analysis because of literature support. Payment Mode is considered as a major variable determining customer satisfaction in the previous researches. Availability of number of options for making payments effect the level of satisfaction among e-consumers. The estimated values of KMO (0.819) and Bartlett's test of sphericity approximated Chi-Square (3107.5) are significant at p-value <0.05 (0.000), the results show the adequacy of the sample in the study.

Table 2: Reliability and validity

Reliability Statistics	Cronbach's Alpha	Items
Overall	0.952	38
Website Layout	0.842	9
Security	0.693	4
Information Quality	0.752	6
Payment Mode	0.341	2
Customer Support	0.707	3
Quality	0.601	2
Assortment	0.65	4
Delivery Performance	0.756	4
Customer Satisfaction	0.771	4

Source: Researcher's findings

Exploratory Factor Analysis (EFA, Table 3): The extraction method of Principal Component Analysis is used with a Rotation Method of Varimax with Kaiser Normalization. 38 items with factor loading greater than 0.5 were considered out of a total of 45 items and a total of 9 factors were extracted using EFA. Table 3 shows the factor loadings of 38 items and their corresponding factor names.

Table 3: Exploratory Factor Analysis (EFA)

Factors	Rotated Component Matrix	Factor Loading
Website Layout	Website Layout is good	0.703
	The home page provides all the necessary information	0.740
	The home page navigates me towards the required information	0.545
	The interface of the website is easy to use	0.606
	The Website creates a good visual impact with the usage of colors	0.583
	The website visual design is attractive.	0.732
	Using the website makes me feel happy	0.681
	I feel that the website is simple and easy to use	0.576
	Website is user-friendly	0.652
Security	My credit card information is safe while using this website.	0.669
	The website has sufficient security features	0.541
	Website is trustworthy	0.821
	I consider my transactions to be safe with this website	0.714

Information Quality	Potential Customer get accurate information from this website	0.797
	The website provides reliable information	0.582
	The website provides informative details in an effective manner	0.586
	The website provides complete information for buying decision	0.592
	The website provides detailed information about the products	0.720
	The website provides relevant information to potential customers	0.754
Payment Mode	The website provides multiple options for payment like amazon pay, net banking, cash on delivery (COD), debit card, credit card, airtel payments, etc.	0.646
	I trust the payment options provided by the website	0.568
Customer Support	Customer support staff are helpful	0.583
	Customer get a prompt response from executives on their inquiries	0.563
	Customer needs are properly catered by the company	0.609
Quality	Quality expectations of the products are thoroughly met by the website	0.546
	The website provides satisfactory product quality	0.551
Assortment	The website provides a complete range of products	0.516
	The products offered by the similar website are available at this website too	0.816
	Most of the needed products are available at this website	0.782
	The website provides a good assortment of products	0.766
Delivery Performance	The product is delivered on time by the website	0.588
	The website provides correct ordered products	0.737
	The products are properly packed by the delivery partners	0.727
	Delivery modes provided by the website are satisfactory	0.617
Customer Satisfaction	I will prefer to order from the same website in the future too	0.634
	It was a wise decision to buy product from this website	0.692
	Purchasing from this website was an enjoyable experience	0.608
	Purchasing from this website was satisfactory.	0.548

Descriptive statistics (Table 4): Table represents the descriptive statistics of the mean and standard deviation of the 9 extracted factors after EFA

Table 4: Descriptive Statistics

Determinants	Mean	Std. Deviation
Customer Satisfaction	3.733	0.724
Website Layout	3.809	0.600
Security	3.763	0.659
Information Quality	3.753	0.603
Payment Mode	3.720	0.773
Customer Support	3.667	0.745
Quality	3.775	0.683
Assortment	3.715	0.620
Delivery Performance	3.830	0.665

Analysis of Coefficient of Correlation (Table 5): It can be seen that all variables show significantly positive correlation (5 % level of significance). The highest value of coefficient of correlation (r) is 0.745 estimated between the variable of information quality and customer satisfaction. The lowest value of coefficient of correlation (r) is 0.610 between the website layout and customer satisfaction. The association among all the constructs is found to be positive in the results.

Table 5: Analysis of Coefficient of Correlation

	Customer Satisfaction	Website Layout	Security	Information Quality	Payment Mode	Customer support	Quality	Assortment	Delivery Performance
Customer Satisfaction	1								
Website Layout	0.61	1							
Security	0.705	0.612	1						
Information Quality	0.745	0.732	0.78	1					
Payment Mode	0.668	0.707	0.535	0.681	1				
Customer Support	0.681	0.79	0.631	0.685	0.643	1			
Quality	0.623	0.628	0.573	0.612	0.496	0.583	1		
Assortment	0.668	0.68	0.528	0.558	0.501	0.655	0.593	1	
Delivery Performance	0.621	0.557	0.634	0.671	0.504	0.502	0.543	0.524	1

ALL values are statistically significant at 5% level of significance (0.000)

Source: Researcher's findings

Hypotheses testing (Regression results, Table 6): The results of multiple regression analysis evaluates the extent and strength of association between the independent and dependent

variable. The standardized coefficients explain the intensity of association. The result shows that Information quality with a beta value of 0.329 is the most relevant independent factor that influences customer satisfaction in e-commerce followed by Assortment(0.243). The results obtained from the study revealed that $H_2(\beta=0.191, p=0.002)$, $H_3(\beta=0.329, p=0.007)$, $H_4(\beta=0.192, p=0.034)$, $H_5(\beta=0.187, p=0.003)$, $H_6(\beta=0.128, p=0.046)$ and $H_7(\beta=0.243, p=0.013)$ are found to be significant (5% level of significance). The variance explained by the model is shown by the value of adjusted r square (0.663), this shows that the factors used in the study explain 66.3% of the dependent variable customer satisfaction. The study supports that security; information quality; payment mode; customer support; quality and assortment significantly and positively impacts the satisfaction among customer in online shopping.

Table 6: Hypothesis testing (Regression results)

Determinants	Coefficients Unstandardized		Coefficients Standardized	t- value	Sig.
	β	Std. Error	Beta		
(Constant)	0.451	0.319		1.412	0.161
Website Layout	0.127	0.138	0.126	0.293	0.052
Security	0.089	0.109	0.191	2.423	0.002*
Information Quality	0.395	0.142	0.329	2.778	0.007*
Payment Mode	0.179	0.083	0.192	2.153	0.034*
Customer Support	0.087	0.112	0.187	3.25	0.003*
Quality	0.115	0.088	0.128	2.009	0.046*
Assortment	0.284	0.112	0.243	2.531	0.013*
Delivery	0.125	0.092	0.115	1.361	0.177
Performance					
*R-square=0.690, Adjusted R-square= .663, p<0.05					

Source: Researcher's findings

Conclusion

The study is highly relevant for developing economies where consumers are shifting from the traditional medium of purchasing to newly adopt internet-based retail purchasing. The results from the study can be used to identify various strategies to be used by Indian online retailers and entrepreneurs who are aiming at developing their own websites. The results from the study provide significant insights into the psychology of the Indian online shoppers and provide evidence regarding their inclination towards the quality of information offered online, product variety (assortment) and security concerns. Online retailers should develop

the secure online interface to enhance the confidence of online shoppers and provide them with quality information regarding the products and services along with the demonstration of the same to increase the familiarity and confidence towards the purchase. Further, an effective customer query handling mechanism and support staff like live chat, 24*7 customer support, etc. will definitely improve the online shopping experience which will lead to higher satisfaction among online shoppers.

Limitations and future research

The study used a small sample to study the aspect. A larger sample would have given better insight into the subject matter. The number of variables used in the study is limited, future researches may include other variables to the framework and study the relationship with a larger sample to develop a more consistent model for the study. The impact of changing demographics and socio-cultural variables can also be considered in the study. Furthermore, future researches may aim at generalizing the instrument developed in the present study and examine the reliability and validity of the same in different geographical and environmental settings.

References

- Ahn, T., Ryu, S., Han, I. (2004). The Impact of the Online and Offline Features on the User Acceptance of Internet Shopping Mall. *Electronic Commerce Research and Applications*, 3, (4), 405- 420.
- Alam, S., and Yasin, N. (2010). An Investigation into the Antecedents of Customer Satisfaction of Online Shopping. *Journal of Marketing Development and Competitiveness*, 5(1), 71-78.
- Anthanasopoulos, A, Gounaris, S. and Stathakopoulos, V. (2001). Behavioral Responses to Customer Satisfaction: An Empirical Study. *European Journal of Marketing*, 35, (5), 687-707.
- Ballantine, P. W. (2005). Effects of interactivity and product information on consumer satisfaction in an online retail setting. *International Journal of Retail and Distribution Management*, 35(6), 461-471.
- Cappelli, L., Guglielmetti, R., Mattia, G., Merli, R., and Renzi, M. F. (2011). Testing a customer satisfaction model for online services. *International Journal of Quality and Service Sciences*, 3(1), 69- 92.
- Chen HY, Hsu CI and Lin CC (2010) Website attributes that increase consumer purchase intention: A conjoint analysis. *Journal of Business Research*, 63(9-10), 1007-1014.

- Chen Z, Ling KC, Ying GX and Meng TC (2012) Antecedents of online customer satisfaction in China. *International Business Management*,6(2), 168-175.
- Cheung, C. M. K., and Lee, M. K. O. (2005). Consumer satisfaction with internet shopping: a research framework and propositions for future research. Proceeding, ICCE '05 Proceedings of the 7th International conference on Electronic commerce.
- Cyr, D. (2008). Modeling website design across culture: relationships to trust, satisfaction and E- loyalty. *Journal of Management Information Systems*, 24(4), 47-72.
- Dash A (2012) Online shopping and customer satisfaction: An empirical investigation. *International Journal of Research in Management, Economics and Commerce*, 2(11), 42-49.
- Dawn SK and Kar U (2011) E-tailing in India - its issues, opportunities and effective strategies for growth and development. *Zenith International Journal of Multidisciplinary Research*,1(3), 101-115.
- Dholakia RR and Zhao M (2010) Effects of online store attributes on customer satisfaction and repurchase intentions. *International Journal of Retail and Distribution Management*, 38(7), 482-496.
- Durbin, J.; Watson, G. S. (1950). Testing for Serial Correlation in Least Squares Regression, I. *Biometrika*. 37 (3-4), 409-428. doi:10.1093/biomet/37.3-4.409
- Elliot, S., andFowell, S. (2000). Expectations versus reality: a snapshot of consumer experiences with Internet retailing. *International Journal of Information Management*, 20(5), 323-336.
- EvanschitzkyHeiner, IyerGopalkrishnan R, Hesse Josef, Ahlert Dieter (2004). E-satisfaction: a re- examination. *Journal of Retailing*, 80 (2004),239-247.
- Franzak, F., Pitta, D., andFritsche, S. (2001). Online relationships and the consumer's right to privacy. *Journal of Consumer Marketing*, 18, 631-641.
- Gehrt KC, Rajan MN, Shainesh G, Czerwinski D and O'Brien M (2012) Emergence of online shopping in India: Shopping orientation segments. *International Journal of Retail and Distribution Management*, 40(10),742-758.
- Grace Lin, T. R., and Chia, C. S. (2009). Factors influencing satisfaction and loyalty in online shopping: an integrated model. *Online Information Review*, 33(3), 458-475.
- Grewal, D., Lyer, G.R. and Levy, M. (2004). Internet Retailing: Enablers, Limiters and Marketing Consequences. *Journal of Business Research*, 57, (7), 33-43.

- Guo, X., Ling, K. C., and Liu, M. (2012). Evaluating factors influencing consumer satisfaction towards online shopping in China. *Asian Social Science*, 8(13), 40.
- Ha S and Stoel L (2009) Consumer e-shopping acceptance: Antecedents in a technology acceptance model. *Journal of Business Research*, 62(5), 565-571.
- Hair, J. F. Jr., Anderson, R. E., Tatham, R. L. & Black, W. C. (1995). *Multivariate Data Analysis* (3rd ed). New York: Macmillan
- HasanovJasur, Khalid Haliyana (2015). The Impact of Website Quality on Online Purchase Intention of Organic Food in Malaysia: A WebQual Model Approach. *Procedia Computer Science*, 72:382 - 389.
- Hasslinger, A. (2007). *Consumer Behaviour in Online Shopping*. Dissertation, Kristianstad University, Sweden, Retrieved from <http://www.divaportal.org/smash/get/diva2:231179/fulltext01>
- Hernandez B, Jimenez J and Martin MJ (2009) The impact of self-efficacy, ease of use and usefulness on e-purchasing: An analysis of experienced e-shoppers. *Interacting with Computers*, 21(1-2), 146- 156.
- Jarvenpaa, S. L., and Todd, P. A. (1996). Consumer Reactions to Electronic Shopping on the World Wide Web. *International Journal of Electronic Commerce*, 1(2), 59-88.
- Jun, M., Yang, Z., and Kim, D. (2004). Customers' perceptions of online retailing service quality and their satisfaction. *International Journal of Quality and Reliability Management*, 21(8), 817-840.
- Khare A and Rakesh S (2011) Antecedents of online shopping behaviour in India: An examination. *Journal of Internet Commerce*, 10(4), 227-244.
- Khristianto, W., Kertahadi, I., andSuyadi, I. (2012). The Influence of Information, System and Service on Customer Satisfaction and Loyalty in Online Shopping. *International Journal of Academic Research*, 4(2), 28-32.
- Kim, J. H., and Kim, C. (2010). E-service quality perceptions: a cross-cultural comparison of American and Korean consumers. *Journal of Research in Interactive Marketing*, 4(3), 257-275.
- Kiran R, Sharma A and Mittal KC (2009) Attitudes, preferences and profile of online buyers in India: Changing trends. *South Asian Journal of Management*,15(3), 55-73.
- Lee Y and Kozar AK (2012) Understanding the website usability: Specifying and measuring constructs and their relationships. *Decision Support Systems*, 52(2), 450-463.

- Lee, G. G., and Lin, H. F. (2005). Customer Perceptions of E-service quality in online shopping. *Journal of Retail and Distribution Management*, 33(2), 161-176.
- Lee, K. and Joshi, K. (2007). An Empirical Investigation of Customer Satisfaction with Technology Mediated Service Encounters in the Context of Online Shopping. *Journal of Information Technology Management*, 18, (2), 18-37.
- Limayem, M., Khalifa, M., and Frini, A. (2000). What make consumers buy from the Internet? A longitudinal study of online shopping. *IEEE Transactions on Systems, Man, and Cybernetics: Part A*, 30(4), 421-432.
- Liu, X., He, M.Q., Gao, F., and Xie, P. H. (2008). An empirical study of online shopping customer satisfaction in China: a holistic perspective. *International Journal of Retail and Distribution Management*, 36(11), 919-940.
- Parsons, A. G. (2002). Non-functional motives for online shoppers: Why we click. *Journal of Consumer Marketing*, 19(5), 380-392.
- Prasad JS and Aryasri AR (2009). Determinants of shopper behaviour in e-tailing: An empirical analysis. *Paradigm* 13(1), 73-83.
- Sang Yong Kim and Young Jun Lim (2001). Consumers' Perceived Importance of and Satisfaction with Internet Shopping. *Electronic Markets*, 11(3), pp. 148-154.
- Schaupp, L. C., and Belanger, F. (2005). A conjoint analysis of online consumer satisfaction. *Journal of Electronic Commerce Research*, 6(2), 95-111.
- Sharma MR and Rawat DS (2014) Evolution of e-commerce in India, creating the bricks behind the clicks. Available at <https://www.pwc.in/assets/pdfs/publications/2014? evolution-of e-commerce in- india.pdf> (accessed in January 2015).
- Shergil, G.S. and Chen, Z. (2005). Web-based shopping: consumers' attitudes towards online shopping in New Zealand. *Journal of Electronic Commerce Research*, 6, (2), 79-94.
- Shih, H. (2004). An Empirical Study on Predicting User Acceptance of E-Shopping on the Web. *Information and Management*, 41, (3), 351-368.
- Sirrka L. Jarvenpaa, Peter A. Todd (1996). Consumer Reactions to Electronic Shopping on the World Wide Web. *International Journal of Electronic Commerce*, 1(2), 59-88.
- Snoj, B., Korda, A. P., andMumel, D. (2004). The Relationships among Perceived Quality, Perceived Risk and Perceived Product Value. *Journal of Product and Brand Management*, 13(3), 156-167.

- Szymanski, D. M., andHise, R. T. (2000). E-Satisfaction: an initial examination. *Journal of Retailing*, 76(3), 309-322.
- Tandon, U., Kiran, R., andSah, A. N. (2016). Customer satisfaction using website functionality, perceived usability and perceived usefulness towards online shopping in India. *Information Development*, 32(5), 1657-1673.
- Tabachnick, B. G. & Fidell, L. S. (2001). *Using Multivariate Statistics* (4th ed.). Boston, MA: Allyn and Bacon.
- Thakur R and Srivastava M (2015). A study on the impact of consumer risk perception and innovativeness on online shopping in India. *International Journal of Retail and Distribution Management*, 43(2), 148-166.
- Wolfenbarger M and Gilly CM (2003) eTailQ: Dimensionalising, measuring and predicting e-tail quality. *Journal of Retailing*, 79(3), 183-198.
- Wu, K. W. (2011). Customer loyalty explained by electronic recovery service quality: implications of the customer relationship re-establishment for consumer electronics E-Tailers. *Contemporary Management Research*, 7(1), 21-44.

Love vs. Myth in *Chemmeen*

Maharshi Dayanand University
Research Journal ARTS
2020, Vol. 19 (1) pp.67-80
ISSN 0972-706X
© The Author(s) 2020
<http://www.mdu.ac.in/Journals/about.html>

Shamsher Singh Togariya

Assistant Professor of English, A.I.J.H.M. (P.G.) College, Rohtak

Abstract

Chemmeen is a novel originally written in Malayalam by Thakazhi Sivasankara Pillai and published in 1956 under the same title. It got name and fame to the author. It won the National Sahitya Akadami Award in 1958. It was also adapted into a Malayalam film of the same title in 1965 which has celebrated its 50th Anniversary of the classical movies in 2015. It has been translated into as many as seventeen languages of the world. It was translated into English by Anita Nair in 2011. In this novel, the novelist portrays the love affair between Pareekutty and Karuthamma, a young couple. They love each other truly. The first belongs to Muslim community while the latter comes from the Hindu folk. Their love could not touch the heights of fulfillment because the girl was married to Palani. The novel also discusses the emotional aspects of the love-triangle where true love has to win at last. Like many love stories of the world, this novel also ends with the death of the true lovers. They could not be one on this earth but they die with the impending hope of unification in the next world.

Keywords: Fisherman, Love, Money, Life, Sea, Boat, Net, Ruin, Death

Corresponding Author:

Dr. Shamsher Singh Togariya, Assistant Professor of English, A.I.J.H.M. (P.G.) College, Rohtak-124001
E-mail: sstogariya@gmail.com

Introduction

Introduction: Myth is a "folklore genre consisting of narratives or stories that play a fundamental role in a society... The main characters in myths are usually gods, demigods or supernatural humans" (Myth-Wikipedia). The theme of the mentioned novel is associated with a myth prevailing among the fishing communities along the coast of Kerala in South India. "The myth is about chastity. If the married fisher woman becomes infidel while her husband is on the sea, the sea Goddess (Katalamma literally means Mother Sea) consumes him. It is to perpetuate this myth that Thakazhi Sivasankara Pillai wrote this novel." (Chemmeen (novel), wikipedia).

"The mythical women like Sati and Savitri are hailed as the epitome of ideal women and these mythical characters uphold their chastity and are always at the service for their husbands by adorning them. . . . The myth develops as such that the first fisherman, Aadi Mukhuva who went out to the sea for fishing, got stuck up in a wrathful storm but was saved by Katalamma only because his chaste wife waited, prayed and did penance for him in the shores the whole night" (R. Bhagyalakshmi, 2019, p. 248). The mentioned novel portrays the love between Pareekutty, the son of a Muslim fish trader and Karuthamma, the daughter of a poor Hindu fisherman. They love each other truly. Their love could not touch the heights of fulfillment because the girl was married to some other man named Palani. According to the myth prevailing in the coastal area of Kerala, Karuthamma must be faithful to Palani. But the love takes her in the arms of her lover. The goddess Katalamma takes revenge upon her and consumes her husband and the lovers are also found dead on the sea shore two days later. Thus the myth finds its strong impact on the life of the people of coastal fishing community of Kerala.

The Research Paper

Chembankunju and Chakki are living on the sea-shore of Neerkunnath. They belong to Mukkuran caste of Hindu fishing community. They have a beautiful daughter named Karuthamma. She is in love with Pareekutty who happens to be the son of a Muslim fish trader on the same shore. Chhaki comes to know about their love affair. She warns and reminds her daughter about the life they lead within the boundaries of strict social traditions. "But what was certain was that Chakki was a fisherwoman born and bred on the seaside. And an interior of a long tradition of sea lore" (Chemmeen, p.7). She has heard a story about the myth of sea goddess which states as:

*On a mere Plank of wood, the first fisherman had rowed
through waves and currents to a point beyond the horizon.
While on the shore his faithful wife had stood facing the west,*

waiting. A storm blew up and churned the sea. Whales with their mouths gaping open gathered. Sharks beat the water into a frenzy with their tails. The undertow dragged the boat into a whirlpool. But he miraculously survived all these dangers. Not just that, he returned to the shore with a huge fish.

So how did he escape that tempest? Why wasn't he swallowed by the whale? How was it that his boat didn't shatter to bits despite being battered by the shark's tail? The whirlpool dissipated; the boat moved on . . . How did all of this happen? Only because a chaste wife had stood on the seaside, praying and waiting and waiting for her husband's safe return. And that was the lode of hope the women of the seaside clung to (pp. 7-8).

This is the nugget of faith that Chakki mends into her everyday life and has become habitual of making it her very own. Her daughter Karuthamma loves Pareekutty who does not belong to her own community. So she warns the girl as ? "He is not one of us. A Muslim. And he probably doesn't realise any of this" (p. 9). And that "night Karuthamma couldn't sleep. She wasn't angry with Panchami (her younger sister) who had let her secret out. She didn't even feel any resentment. How could she? Was that because she felt guilty?" (p. 10). This was "an age-old moral code of that community was vested in her too" (p. 10). This is the moral code of conduct which every woman of the fishing community of that shore has to follow. "And perhaps that was the way she was scared of straying" (p. 10). Karuthamma listens to her mother's advice and tries to be away from Pareekutty. But power of love brings them together now and then. Chembankunju and Chakki become aware that their daughter has become young. She is not a little girl now. They become worried that if their daughter goes to a Muslim boy, the social status of the family will go down. They will face social hatred and degradation. It is sure that they will not marry Karuthamma to Pareekutty because of his being a Muslim. Karuthamma thinks again and again about Pareekutty. One thought comes to her mind that he belongs to other community. "A Muslim" (p. 9). She has discerned that she should not have loved Pareekutty.

Karuthamma stops going outside to meet Pareekutty. She begins to keep herself indoors. Then one evening she hears "a song wafted in from the seashore filling Karuthamma's ears and trailing her, wrenching the very earth from under her feet" (p. 10). She listened to the voice which is coming from a short distance. She acknowledges the voice. "The singer was Pareekutty. He wasn't a musician. But he sat in the boat singing" (p. 10). She understands that he is singing for her. For no one else. She becomes restless. She wants to

go out to see him but suddenly a thought enters her mind that "he was a Muslim" (p. 10). This is against the moral code of conduct of the fishing community. Love has no room where there are communal feelings dominate all other considerations. She tries to suppress her desires. Her emotions for Pareekutty have no scope in the vast sky of casteism and communalism. She becomes worried about her love. "Like she was consumed by her need to offer penitence. Pareekutty continued to sing. His voice cracked" (p. 11). She shuts the door of the room and weeps.

In the adjoining room her parents are discussing about her marriage. Chakki reproves, "You are a father, are you? I am glad that you remember that! Your daughter will be led astray" (p. 11). Chembankunju retorts, "I will have her married before that happens" (p. 11). Her mother again opines that "who is going to marry her without money?" (p. 11). She again warns her husband that ? "A Muslim man will end up seducing your daughter. That's what's going to happen" (p. 11). And "in the distance Pareekutty continued to sing" (p. 12). From "the next day Karuthamma didn't step out of her home" (p. 13). And in "the evening, after having disbanded his workers, Chembankunju walked towards Pareekutty. Karuthamma watched them converse for a long while. What could they be talking about? She wondered. Perhaps her father was asking for a loan." (p. 14). The next night after supper, Chembankunju step out. Chakki tells Karuthamma to go to sleep. But suddenly "she woke up with a start. Someone was demanding. 'Is Karuthamma awake?' It was a voice. She knew. . . . It was Pareekutty" (p. 15). But Chakki tells a lie and speaks? "She's asleep" (p. 15). Karuthamma hears the embarrassment in her mother's tone. She rises and peeps through a slat of the makeshift door. "She saw Pareekutty, Chembankunju and Chakki stand in the front yard deep in a whispered conversation" (p. 15). The next day Pareekutty comes and tells Karuthamma, who is all alone at her hovel that "I have given the money for the boat and nets!" (p. 16). There comes no answer from her side. He asks her about the reason of herself keeping silent. She rejoins that "my bossman, you are a Muslim! Pareekutty didn't understand the relevance." (p. 17). He thinks what if he is a Muslim. Karuthamma quivers in fright. She tells him, "It's wrong! It is a sin!" (p. 17). He does not comprehend the reason behind her hesitation. He asks, "Karuthamma, do you like me?" (p. 18). And she replies instantly, "Yes, I do!" (p. 18). And he goes away.

Chembankunju and Chakki discuss about the money they have with them given by Pareekutty. The money is not sufficient for buying a boat and nets. Chakki asks him how he will arrange the required money. He tells her that "let the little Boss give us the rest too." (p. 19). Karuthamma listens to her parents secretly. And:

In the next few days, Pareekutty's shack was busy. Fish were dried and put away in baskets. Karuthamma knew the reason for the

frenzy. In a few days Karuthamma had learnt the measure of the world (p. 19).

After getting the sufficient amount of money from Pareekutty, Chembankunju becomes ready to fulfill his longing ambition of having a boat and nets. Chakki announces, "The sea mother has blessed us" (p. 19). Karuthamma asks, "Ammachi, why cheat that naive man to by a boat and nets? It is cruel" (p. 19). Chakki tries to pacify her daughter and tells that they are not cheating Pareekutty. But the young girl has understood the dealings. So she asks, "If your intentions were so honest, why bring the dried fish in at midnight? Why not do it during the day?" (p. 20). Chakki becomes embarrassed and rebukes her saying that "who is that Muslim boy to you? Why do you care so much?" (p. 20). Chakki curses her and announces that – "will this girl bring doom upon the seashore and the fisherfolk?" (p. 20). This is the most useful trick played by the parents on their children. It is believed by the fisherfolk of Kerala that if a girl goes astray against the social norms of the community, she opens the doors of ruin of the whole community. The same fear is put before Karuthamma, but she daringly declares that – "I won't break any rules" (p. 20). Her heart becomes heavy with the tension for Pareekutty. She speaks with heavy throat that "you will ruin him. He will have to tear down his fishing shack and leave?" (p. 20). Chakki tries her best to pacify Karuthamma but she has understood that her parents are looting her lover. It is his love for Karuthamma which has made him a scapegoat on the altar of Chembankunju's desires who is slowly and steadily sacrificing him. And on the same day Karuthamma sees that "that night Pareekutty came laden with several baskets of dried fish again. And Chembankunju took it from him without any hesitation. He didn't even mention when he would return the money" (p. 23). He sells the fish and goes to buy a boat and nets. On the same day some fishermen went to the shore master and complain, "Chembankunju has a grown-up daughter. He hasn't yet married her off. She frolics on the shore. . . . The girl is determined to ruin our shores" (p. 36). It is customary that if someone from the fishing folk has to buy boat and nets, he has to receive permission from the shore master. And it is also a custom among the fishing community that they have to marry their daughters off on appropriate age so that they do not ruin the whole community. It is a myth that the sea goddess becomes angry if a woman goes astray on the sea shore. And the whole community has to face the devastation by the goddess. The shore master calls Chembankunju in his mansion and asks him about the complaints. The latter offers some bribe and the matter gets settled. He promises that he will marry his girl as soon as possible.

Chembankunju and Chakki search for a suitable bridegroom for Karuthamma. They find at last. He is Palani. He is an orphan. She is married to him. They go to live on the sea

shore of Trikunnappuzha. But:

In a solitary moment Karuthamma's mind wandered. She loved Pareekutty. There would be no place for another man in her heart. She wished she could forget him, their relationship for just one moment. For she was born a fisherwoman. And she would have to die as a fisherman's wife. That was how it should be, she knew. So shouldn't she have to forget Pareekutty? (p. 73).

Karuthamma loves Pareekutty but she is married to Palani. She gives birth to a girl. Chakki falls ill and after sometime she dies. Palani somehow gets acquainted with the relations between Pareekutty and Karuthamma. He does not allow her to go to her parents. Chembakunju marries another woman. She does not like Karuthamma's younger sister Panchami. One day Panchami feels disappointed with her father and step-mother and runs to Karuthamma. The fishing business of Chembakunju declines. His ambition to become a rich man cannot be fulfilled. He becomes mad. Palani also faces problems. Some fishermen speak ill-will about Karuthamma. Palani is thrown out of his work, where he has been working on a boat for a long time. He comes home and complains to Karuthamma, "You are a fallen woman. So they have declared I am unfit to go to sea" (p. 179). It is believed that if some fishermen go out in the sea with a man whose wife is unchaste, the sea goddess will swallow the man and with that man others will also be swallowed. Thus the other fishermen denied to work with Palani. He asks Karuthamma, "Didn't you know you are a fisher girl? So why then in your childhood did you frolic and play with that Muslim boy?" (p. 179). This is true. She humbly accepts it as her fault. With tears in her eyes she beseeched, "It happened. Please forgive me!" (p. 179). He forgives her. She feels relieved.

Pareekutty's fishing trade declines as Karuthamma goes away from him. He is ruined. He becomes a bankrupt. Now he is a penniless fellow with no money and no business. He has been cheated by Chembakunju. It has been expected by Pareekutty that if he gives the required money to Chembakunju for buying the boat and the nets he will sell his fish to him and he will recover his loss after some days. But the greedy Chembakunju begins to neglect Pareekutty after owing the boat and the nets. This is unexpected and painful to Pareekutty. Slowly and steadily, his business declines as he has no money to buy fish from other fishermen because he has given all his cash to Chembakunju for buying the boat and the nets. On the sea shore of Neerkunnath where Pareekutty was the Boss, his shack has been ruined. And:

It [Pareekutty's shack] crumbled into dust. On that shore there had been other shacks and some that had been ruined. The ruined shack

owners were never seen again. But he [Pareekutty] to live on this shore. Didn't he have another place to go to? Perhaps not.

In the twilight, he would be seen walking on that shore with a downcast face. As if he was searching for something lost among the grains of sand. Wasn't that the truth? A life was lost in the sand. It had to be sought for and found. Once or twice he had been the subject of discussion. Each time there had been rumours about his having enticed and seduced Karuthamma. . . . So many shack owners seduced so many women, and then left these shores No one took it very seriously. No one knew the gravities of that relationship. Could a Muslim shack owner be in love with a fisher girl?

. . . Hence no one had heard about the shattering of that love (p. 215).

And it is heard that, "Even today when the boats drew to the shore, Pareekutty would go there. He would watch the trade. He would eke a living out of brokering some deals. That was how he lived" (p. 215).

Pareekutty has not met Chembankunju for a long time. Whenever he sees him, he takes a detour. What is the nature of his crime against Chembankunju? Only he knows. One day he sees that Chembankunju is standing before him. He doesn't know when he came to him. He gets perplexed. Chembankunju asks Pareekutty, "How much money do I owe you? He has no idea. But there is one thing which he knows. What was the real nature of that give and take? Pareekutty was in love with Karuthamma and Karuthamma had loved him in turn. That was truth. And that love was without a blemish" (p. 216). He couldn't understand the real meaning of that deal. "So had he meant to have her parents obliged to him to facilitate the smooth progress of that love? To blind them with cash? Bribing them to get the girl! . . . Pareekutty had never sought to entice or seduce Karuthamma, he hadn't even tried to" (p. 216). Although it is true that:

For lack of that money, he had been ruined. Not just ruined, but completely penurious for he only had the clothes on his back. His house and land were no longer his. Nothing was left in Pareekutty's life. There was neither a purpose nor a goal. Couldn't he start a shack in a small manner? Make something of his life again? If for nothing else but to keep him going till death. Karuthamma would never be his. He should forget that episode in his life. Faced with

harsh experiences and impediments in life, men changed, became different. But even today he was that hapless lover (p. 217).

Chembankunju puts a pouch of money on Pareekutty's palm and says that "you gave me the money then only because of my daughter, isn't that right?" (p. 217). Although it was true. "If Pareekutty wasn't in love with Karuthamma, none of this could have transpired" (p. 218). The sea wasn't angry, the wind didn't rise, had such a love story ever been played out on these sea shores? He blames Pareekutty that it is his love for Karuthamma that has ruined his life. The humble lover Pareekutty does not know the implication of his crime rather it is Chembankunju's voice which goes on to speak out everything like a recorded sound. Pareekutty doesn't speak. He "was still as a statue. Sans any emotion, sans any thought" (p. 218). Chembankunju's complaint doesn't stop and he goes on shouting as:

'You don't know, you really don't know but how would you? You are a demon.' . . . 'You wrecked a family. Ruined it. Turned my life into nothing. Do you know how many lives you have destroyed? Chembankunju's voice quivered as he spoke, 'My Karuthamma who like Chakki had played and frolicked on this shore . . . you ruined her. It began since then . . . isn't that what this is all about?'

Chembankunju said, 'I only have one liability left. Your debt. The money you gave me to seduce my daughter and ruin me . . . Here!'

He stretched out the money. . . . Here . . . here take it!'. . . Pareekutty stretched out his hand mechanically. Chembankunju put the money into his hand.

. . . 'This is all there is. I don't know what I owe you. That only my Chakki knew. If it is less, there is nothing I can do' (p. 219).

Chembankunju speaks out his emotions and goes away from Pareekutty. The talk seems mechanical. Pareekutty feels stumbled. Although the words spoken by Chembankunju are true altogether but Pareekutty feels himself unable to discern the depth of these words. Is he responsible for all this ruin? He stands there for a long time clutching the money. He is dazed and confused. Sundry thoughts come to his mind and he tries to contemplate the situation. He thinks as:

What did he need money for? What need for money for someone who lives off what he made every day? How much money had he lost? Just money? He has lost his very life itself. He had money for the day's food. So when life stretched ahead, wasn't this sizable

sum of money a huge thing? An old debt was being paid back (p. 220).

Pareekutty gets puzzled. He looks at his hand in which he is having the money given by Chembankunju. The ends of the notes are fluttering in the breeze. He tries to think that what will be the use of this money to him? Amidst the train of thoughts he suddenly hears a laughter from a short distance. He identifies the man who is laughing without any cause. It is Chembankunju. He has become mad. The laughter of Chembankunju is piercing his heart. It is a cold and mirthless laughter.

Time passes itself. Panchami, the younger sister of Karuthamma, goes to Trikunnappuzha. She informs that 'Ammamma' has died. Palani tries to know the reason of her arrival to Karuthamma but he asks nothing about Neerkunnath. Next day when Palani goes out to sea for fishing, the two sisters begin their discussions about their parents and Neerkunnath. Panchami tells her about the bouts of Chembankunju's madness, the death of their mother, the arrival of the new woman to their home and the decline of their father's fishing trade. Chakki dies and Karuthamma has not been informed. She complains to Panchami. The little girl tells that it was their father who denied to inform her. She becomes angry and says, "That fatty [Chembankunju] said that you were seduced by that Muslim and ruined the shore!" (p. 225). But Karuthamma feels pity for her father and says, "Poor Achan! He went mad . . ." (p. 225). And she is lost in the old thoughts about her life at the sea shore of Neerkunnath. "Karuthamma went numb. Her ears buzzed. Her eyes glazed. Panchami kept talking. So all of that was still a matter of gossip on that shore. It was still being discussed. And her proud father too had come to know about it. Would her father ever forgive her?" (p. 225) and then the discussion comes to Pareekutty. Panchami narrates the young man's pathetic tale. She tells, "He has nothing, chechi. He is a pauper. And he keeps wandering on the shore. You'd think he's a mad if you see him. It is really very sad!" (p. 225). Karuthamma shows no interest in the matter but she feels eager to know all about Pareekutty. So she let Panchami to speak everything without any interruption. "If circumstances had been different she would have asked about Pareekutty herself" (p. 226). Karuthamma's love begins to come out from the depth of her heart. She begins to swim in the old and sweet memories of her childhood. Be the witness:

She too was perhaps seeing in her mind the little boy dressed in a yellow shirt and trousers, wearing a cap, a handkerchief knotted around his neck and clinging to his father's hand. The shell that she had gifted him One by one each scene from the romance played itself out in front of her eyes.

A valuable life had been wrecked. It was falling apart. No it had been destroyed. Unconsciously she asked Panchami, "Does Little Boss still sit on the boat and sing?"

Panchami responded, 'Ah . . . sometimes he sings!' . . . Karuthamma asked, 'Do you ever see him?' 'Sometimes!'

'Does he then ever ask you about echechi?' Karuthamma's voice quivered.

Panchami said, 'When he sees me, he smiles!' 'And sometimes he would ask a about her!' A voice that had never been heard before spoke up. Palani stood in front of them. Panchami and Karuthamma leapt to their feet. Karuthamma's secret was out (p. 226).

Palani comes to know the secret feelings of Karuthamma's love for Pareekutty. Everything is out now. There is nothing to say. Nothing to explain. Nothing to conceal. Nothing to reveal. Karuthamma discovers a strange courage to face the situation. After this moment she begins to change herself. Now she is not a timid woman. A hazy but definite plan begins to formulate in her heart. She begins to develop dreams of her own. But nothing comes out. It is Panchami whose presence gives her the strength of life. The life of her own self. Now she has nothing to hide so there is nothing to fear. She recollects:

A Pareekutty who has lost everything in life and now wandered though the shore like a mad man singing his song. 'I will always sing this song; I will sing this song so it is heard at Trikunnapuzha'?? the word pounded within her ears. 'When you have your boat and nets, will you sell your fish?' (pp. 227-28).

Karuthamma's love for Pareekutty surpasses all other worldly affairs. Now she is true to the best of her emotional heart. Palani asks, "Were you in love with him?" (p. 227). Karuthamma rejoins, "Yes, I was in love!" (p. 228). He asks another question, "Did you bid farewell to him?" (p. 228). There is no reply. He asks one more question, "When did you tell him that you would see him next?" (p. 228). She answers, "I never said anything like that!" (p. 228). She always tries to be a faithful wife to Palani but now the other woman inside her body has begun to pledge silently that what is the value of mere rituals of marriage if there is no value of true love.

Next morning Palani goes out to sea for fishing without speaking a word to anyone. In the afternoon he arrives and Karuthamma asks, "I want to go to Neerkunnath once" (p. 228). Palani doesn't respond. She again requests, "My father has no one" (p. 229). But he

doesn't reply either to this. In the evening of the same day he goes to the sea for fishing. T.S. Pillai's portrayal of the myth of chastity finds an evidence here. Karuthamma proves to be an infidel woman. She becomes the pavement of Palani's ruin. In the evening of the same day he goes to sea for fishing. He comes to combat with a dolphin. He cries for life. His cry tears the sky. Palani feels fear in his heart. He tries to escape from the impending clutches of death. His wife is chaste no more. She performs no prayer on the sea shore. The mythical goddess of sea i.e. Katalamma becomes furious. "There was a whirlpool somewhere. . . . Palani's boat was being dragged away by that current. He rowed against it. . . . In that sea, a commotion could be heard. . . . A seagull had been snapped by a shark. Palani put out his fishing rod" (p. 231). He struggled for life. He cried ? Karuthamma! But there was no one to hear his cry. "She wasn't chaste enough to hear that [cry]" (p. 230).

The darkness of night embraces the sea shore. Panchami falls asleep amidst their talking, but Karuthamma doesn't feel easy in her heart. She feels:

A wind with a song that had never been heard before. Karuthamma felt as if traces of Pareekutty's song had merged with that wind. She listened, she listened hard and so she flowed into that past of her life entitled Pareekutty.

Her fisherman was at sea all by himself. He was putting out bait in the far sea. And so like that first fisherman she ought to stand on the shore praying for his safety. Instead, she thought of Pareekutty.

It was not done consciously. She was not asleep nor was she awake. Pareekutty was a nice man, a good man, a loving man. These were all definite facts. She could not forget Pareekutty in this life. Nor would she do so. Pareekutty was hers and she was his.

. . . In that trance, she murmured: She was waiting. Pareekutty would come; Pareekutty would call her. She would heed her call.

Which was why she was awake.

She suddenly listens the sound of her name as:

'Karuthamma!'

Once again the call. 'Karuthamma!'

Only one man had ever called at that time of night at her door. It was a call that came every night. Palani would call when he

came in from the sea. . . .

'Karuthamma!'

Was, it his voice? Who else it could be? She called out, 'Yes what?'

The voice didn't ask her to open the door. Usually he would ask her to. But still she rose, opened the door and stepped out. Unlike any other day a stormy wind blew. A wind with a certain savagery to it. . . . There was no one in the yard. She went towards the west of the house. Towards the shore. To gaze at the sea. A man stood in the moon light. It was Pareekutty. . . . He walked slowly towards her. She looked at that figure carefully. This wasn't her Bossman. He had become very thin (p. 232).

It is beyond expectations. It is against the social custom of the fishing community of that sea shore. "Nevertheless when Palani was out at sea, should she be standing there at night speaking to a man?" (p. 233). All of a sudden the vast web of past life comes to her little mind. And:

They stood looking each other. She had ruined this man who stood before her. Deep in her soul Karuthamma knew that he loved her and would do so forever. No matter what happened to him, no matter when and how, he would always love her. And he would always forgive her. She could do him the worst harm. And he could bear it for her (p. 233).

In this short period of time, Karuthamma forgets everything. Her family. Her society. Even her husband who is at seat. Now she doesn't feel herself a defeated and timid woman. Rather she feels herself a woman having a great wealth. "A wealth that no other woman had! As she had once thought that she was under the care of an able man; as she had once her life was secure. She was confident about life. . . . All of this had given her confidence. Her Palani was strong. And his spirit too was formidable. A man loved her. She would always be a beloved to him. And it was the one who loved her so standing before her" (p. 233). And:

She moved into his out stretched arms and laid herself against his chest. She raised her face to his. He whispered in her ears, 'My Karuthamma!'

'What, my dearest?'

Pareekutty asked, 'Karuthamma!'

. . . 'Who am I to you?'

She cupped his face between her palms and with half closed eyelids whispered, 'Who are you to me?' Why, you are my pot of gold!

Once again they were one. In rapture, she whispered sweet nothings into his ear. She was not able to break or move away from that embrace (pp. 233-34).

All this happens at the sea shore of Trikunnappuzha but in the sea there happens something dangerous. A shark attacks Palani's boat and drags it at the speed of wind. It seems to him as if all the waters have gathered into his boat. He makes his grasp to his boat strongly to save his life. And he screams the name with full strength ? 'Karuthamma!' But "why was he calling for Karuthamma? Wasn't there a reason for that? The goddess who protects the fisherman at sea is his fisher-wife at home and so it was to her, he was appealing for prayer as that first fisherwoman had prayed for the safe return of her husband. . . . Palani too believed he would return. He had a fisherwoman. And she would pray for him. Hadn't she promised him this that very day?" (p. 237). He could not get any thought for his safety. "Again the boat rose above a wave. Palani lay on his belly over it. He was still holding on. . . . Was the merciless act of annihilation complete? Caught in a cross current, the boat stood erect like a pillar and then sank" (pp. 238). Palani is swallowed by the sea waves. "Because the goddess of sea, Katalamma demands a strict observance of moral codes in life. It is this fear . . . that keeps the people away from such violations. . . . The superstitious beliefs of the fishermen are typical of villagers in india. . . . Katalamma is sacred to them and even the act of fishing is a ritual for them." (Magdaline Dyana, R., *Depiction of Society in the Novel Chemmeen*, 2013, pp. 1-2). Thus Palani dies. And:

On the sea shore Panchmi wept, holding the baby who was screaming for its parents. Her brother-in-law who had gone to sea the night before hadn't returned. And Karuthamma who had gone to sleep with her was not there either. She wept and tried to console the baby at the same time.

Two days later, the dead bodies of a man and a woman locked in an embrace came to rest on the sands. Karuthamma and Pareekutty (p. 238).

T.S. Pillai postulates the myth of chastity by portraying the love between Karuthamma and Pareekutty. Karuthamma becomes unchaste so Palani dies at the sea. But the two are also not spared by the sea goddess and the sea water swallows both of them. The true love appears as a sin in the novel and all the persons associated with the sinners are

punished as well by Katalamma, the sea goddess. Thus myth of chastity annihilates love for its preservice on the sea shore of Neerkunnath and Trikunnapuzha.

Conclusion

Karuthamma and Pareekutty love each other but their love cannot touch the heights of success because of caste and community differences. The myth of chastity and love prevailing in the fishing community eats up their love and develops the way of their ruin and devastation. The feelings of their love find no shelter in this cruel world and they die embracing each other and hand in hand. Life keeps them separate but death unites their two love-sick hearts. "The novel acquires the quality of a fable in which life in the fishing community is depicted with great emotional detail. The customs, the taboos, the beliefs, the rituals and the day-to-day business of living through the point of stark existence come alive magically through T.S. Pillai's Pen" (Nidhi Malik, *The Fall of Customs*, 2015, p. 88) in this novel. "There are chaos and disharmony when these traditional laws and customs are breached and overstepped. The novel validates this by portraying the tragedy of characters who have transgressed" (Malik, 2015, p. 89).

References

- Bhagyalakshmi, R. (2019). Myth of Chastity as a Patricentric Clutch on Women: A Study on Thakazhi Sivasankara Pillai's *Chemmeen* in *International Journal of English Literature and Social Sciences*, Vol. 4, Issue- 2.
- Chemmeen (novel). *Wikipedia*, 30 March 2020, [https://en.wikipedia.org/wiki/Chemmeen_\(novel\)](https://en.wikipedia.org/wiki/Chemmeen_(novel)).
- Nair, Anita, (Trans.). (2011). *Chemmeen* by Thakazhi Sivasankara Pillai, 1956. Noida: Harper Perennial.
- Magdaline Dyana, R. (2013). Depiction of Society in the Novel *Chemmeen* by T. S. Pillai in *English Studies International Research Journal*, Vol. 1, Issue- 1.
- Malik, Nidhi. (2015). The Fall of Customs in *Chemmeen* in *International Journal of Applied Research*, Vol. 1, Issue- 3.
- Myth. *Wikipedia*, 30 March 2020, <https://en.wikipedia.org/wiki/Myth>.

Polyamory: A Critical Introduction, Features and Issues

Maharshi Dayanand University
Research Journal ARTS
2020, Vol. 19 (1) pp.81-94
ISSN 0972-706X
© The Author(s) 2020
<http://www.mdu.ac.in/Journals/about.html>

Veenat

Assistant Professor, Department of Sociology, P. G. G. C. G -11 Chandigarh

Abstract

In the recent years, primarily in the western societies, there has been an emergence of a new phenomenon called polyamorous family based on a non-monogamous relationship polyamory. It is a form of relationship in which people keep multiple romantic/sexual and affective partners. Unlike, infidelity, the partners committed in a polyamorist relationship know about each other and there is an honest disclosure about their network of relations to all who are involved. In a polyamorous household, mates accept each other's more than one romantic/sexual/platonic relationship. Based on the secondary data, this article is an exposition introducing the phenomenon of polyamory and polyamorous family and how is this different from the conventional forms of family. It has been found that polyamorists (polys) believe that honesty is the base of their relationship. There is long term commitment with all the partners with each other's consent; therefore it is not adultery or cheating upon their partners. Moreover, in polyamorous families, both men and women have the liberty to keep multiple partners.

Keywords: *family, polyamory, polyamorous family*

Corresponding author:

Dr. Veenat, Assistant Professor, Department of Sociology, P. G. G. C. G -11 Chandigarh

Introduction

The word polyamory was first coined in 1960. It has Latin roots implying 'many loves' (poly means many + amor means love). It has emerged as a new type of relationship whereby people are challenging the boundaries of monogamy and indulging into more than one romantic relationship at one time with the consent of all the existing partners. It is described as a committed, consensual, ethical and non-monogamous relationship maintained with loyalty. Marriage which is considered as the beginning point of family and is the age old universal institution is losing its significance. Specifically, since the middle of twentieth century, not only there has been a substantial increase in the marital breakdown rates but also the marriage rates have declined globally (Ortiz-Ospina & Roser, 2020). Stevenson & Wolfers (2007) argue that across the world, fewer people are choosing to marry. This has happened due to increase of women's participation in the work force, and new legislations that confer more legal security and rights to the unmarried couples (Stevenson & Wolfers, 2007). This transformation has led to the emergence of alternatives like cohabitation, single parent families, and households where parents are not married but co-parenting etc. Polyamory is also one of the outcomes of de-institutionalisation of marriage. Polyamorous model contends the conventional model of marriage that popularised in modern times which restricts love to the ritualistically stamped monogamous pairs protected through social and legal safeguards.

In this article, after giving an overview to the conventional forms of family, polyamory as an emerging alternative has been discussed. The article introduces the phenomenon of polyamory, polyamorous family, its features and issues faced by people indulged into polyamorous relationships.

Evolution of Family: An Overview

Family is the basic unit of social organization, comprising relations based on marriage, blood and adoption. Family is a social institution which has existed since times immemorial. Besides providing economic, psychological and emotional security to its members, family legitimizes the sexual relationship between at least one adult male and female and institutionalizes procreation. Though, the institution of family exists universally but it prevails in a variety of forms. This variedness has been explained in terms of number of members, basis of authority, rules of descent and residence etc. However, due to factors like secularization, education, industrialization, and modernization etc. the institution of family is continuously undergoing change. Scholars like Burgess, Locke, & Thomas (1963) believe that from hard and fast social structure, family is becoming a very liberal institution offering flexibility in human relationships. Though, the exact stage of its origin is not known but it is believed that family was found from the beginning of the primitive societies and there has

been no such stage when family was non-existent. About the evolution of family, scholars have different takes. However, there are various theories about the origin of family.

1. **Sex Communism Theory:** It propounds that the need to build up an institution of family was felt because in ancient societies there was no legitimization of sexual behaviour. The mating relationships were open; any woman or man could practice sex without any restrictions. This stage of free sex was called as sex communism. It is believed that the need to develop the institution of family arrived due to man's feelings of jealousy. As they would desire to have their own women on whom they could have exclusive sex rights.
2. **Patriarchal and Matriarchal Theories:** These are contrasting approaches that explain that the family in ancient times existed on the basis of dominant authority of either man or woman. The patriarchal theory is supported by Plato and Aristotle claiming that man was called the patriarch and was so much empowered that in earlier times, particularly in Rome, he was authorized even to kill his wife and sons. Therefore, family when originated was patriarchal in nature.

However, this approach has been contested on the grounds that in ancient societies mothers also enjoyed the power to control. Matriarchal theory explains that in ancient times when the sex regulations were not there, intercourse was free and open; only mother was known and it wasn't possible to identify the father. So, the family in the beginning was matriarchal. The importance of father and patriarchy evolved later with the coming of agriculture. Engels (2004) in his illustrious work on 'The Origin of the Family, Private Property and the State' also mentions that the patriarchal family that exists in contemporary times has evolved with the rise of class society. Patriarchal family originated in the man's interest to maintain control over their property. He elaborates that in pre-class societies, men and women enjoyed sexual freedom to a greater extent. Children were ignorant of their parentage; they would know only about their mother and fathers' identity wasn't important. With the transition of society from primitive type to agrarian, the concept of family also changed. The advent of agriculture and domestication of animals, for the first time made it possible for people to accumulate wealth and make surplus. Initially, accumulation of wealth created inequalities and stringent gendered division of labour, whereby men controlled the resources of production and women were confined to the role of producing children and household chores. Thus, to retain one's property (that was men's domain), it was passed to the next generation. Therefore, 'father and lineage of father' gained importance and family turned out to be patriarchal in nature.

3. **Morgan's Evolutionary Theory:** Anthropologist Lewis H. Morgan (1877) in his work 'Ancient Society' explains the evolution of family in the following stages:

Consanguine Family: It was the phase when the family would constitute of people related to blood indulging into sexual relations.

Punaluant Family: In this phase, the strict sex regulations were not developed but marital ties started establishing outside the consanguine kin. Brothers of one family would get married to sisters from another family but amongst them there were no rigid restrictions on sexual relations.

Syndasmian/Pairing Family: It was the phase, whereby one man would marry one woman but sex regulations for the married woman in the family were not defined. This was the time when focus shifted from large groups in marital relations to pairing individuals.

Patriarchal Family: Gradually, patriarchy as a system evolved and in the institution of family, man got the powerful position. In this type of family, the idea of pairing or coupling was fully established but the restrictions on the women sexuality were imposed and men were allowed to have sex with many women.

Monogamous Family: This according to Morgan is the current stage of family. In this arrangement at the given time one man can marry one woman and the mating relations are confined within the pair only (Morgan, 1877). Any sexual relations, if practiced outside this union are considered as illegitimate.

On the whole these approaches reflect that from the times when human beings started living in collective units, they devised some sort of arrangement to carry out the vital function of reproduction. Gradually, as the civilization advanced, the restrictions on sexual behavior started evolving in terms of institutionalizing family and defining the stringent roles for family members. Sociologists believe that factors like need for sex, reproduction and economic organization led to the evolution of institution of family.

Polygamy and Monogamy: Features and Limitations

The marital relationship is the fulcrum point on which family begins; conventionally it has been either polygamous or monogamous. Polygamy refers to the relationship in which there can be multiple partners at a given point of time. Polygamous family system is indigenous and was practiced in olden days. Polygamous relationships are of various forms but are broadly categorized as polyandry (several husbands and one wife) and polygyny (several wives and one husband). Usually, polygamy is practiced in a society when there is imbalance in the sex ratio. Moreover, it has a strict normative structure based on economic conditions, religious beliefs and gender roles. Ethnographic Atlas Codebook by George Perter Murdock (1981) states that the marital composition from 1960-1980 is found to be polygamous (<http://www.newworldencyclopedia.org/entry/Polygamy>). In present times also

polygamy, particularly polygyny is practiced in various societies and is also legal in some countries. Polygamy has various benefits like ensuring the availability of sexual partners in the conditions of skewed sex ratio, variety of partners, and surety of offspring etc. Polygyny in particular helps in having more children and adding to the human resource where needed. Polyandry prevents fragmentation of property, helps in controlling population and ensuring high status of women etc. Despite these advantages, maintaining multiple partners in a restricted manner is cumbersome. As this system leads to problems like jealousy among mates who are more (either multiple wives or husbands), sex related health disorders, earning more resource for livelihood and issues related to inheritance of property etc.

Monogamy is the form of relationship in which an individual is engaged with only one partner in a lifetime or at a given point of time. Second spouse is looked for only after the break up/divorce or death of any of the partners. Monogamy is a relatively recent phenomenon and considered most suitable for civilized societies in the present times. Therefore, it is accepted by law as the most ideal form of marriage in various countries, including India. World over, about 20 percent of the societies are strictly monogamous. Ethnographic Atlas states that 183 out of 1231 societies were found to be monogamous in marital composition in the years 1960-1980 (<http://www.newworldencyclopedia.org/entry/Polygamy>). Monogamy is considered advantageous because it offers emotional security, close acquaintance, companionship and trust amongst the partners; reduces the chance of acquiring sexually transmitted diseases; ensures equal status of the partners; leads to fewer children and their better upbringing; and ensures security of property and its smooth transference. Engels (2004) also puts forth that with the rise in accumulation of private property, monogamy was the most convenient means to pass on the same down the generations. Thus, for him monogamous form of marriage is little more than a property relationship.

However, despite being considered as ideal for reproduction and nurturance of children and safeguarding property, monogamous relationships face many contradictions in recent times. A few of them are discussed as follows:

1. Monogamy is not the rule of nature. It is argued that human beings 'by nature' are not monogamous. Monogamy is a social construct; sexual attractions for many always happen irrespective of one's relationship status (Wolf, 2015). Choosing and sticking on to one partner is due to convention and social bondage and not always out of choice, particularly in the societies that approve only monogamous marriages. *"There is empirical evidence indicating that monogamy has been prevalent only among a minority of human societies (less than 20%) and an*

even smaller minority among mammals, about 3%" (Wolf, 2015).

2. People who do not favour monogamy argue that while human beings do not rely on a single person for their emotional well-being, how can they restrict themselves to a single sexual partner?
3. Monogamy is criticized for providing a false sense of security. It is assumed that entering in a monogamous relationship and maintaining it for years may ensure life-long financial, emotional and health security but it also leads to monotony and boredom. The only options left to add newness to the monotony is either to break up the secured relation or cheat on the partner and get into extramarital relations.
4. Monogamy is seen as a failure because there has been an increase in the cases of infidelity in recent times. An article on infidelity states: *"Some say that monogamous relationships are not natural. They believe human beings are not biologically inclined to mate for life. I say that for every person who has had an affair there is probably a reason to justify it, in their eyes. My opinion is that we set our expectations of what marriage is too high. When our expectations aren't met we look outside the marriage for someone who can meet them"* (Wolf, 2015). In terms of committing infidelity, the data indicates that both men and women are almost equally inclined towards it (Wolf, 2015).
5. Monogamy is a sort of a compromise. Critics believe that some people (both men and women) are not capable of sexual monogamy but they drag the relationship for many years out of compulsion. They do not want to break it nor do they indulge into dalliances outside marriage as it is considered as cheating in monogamous structure. This leads to living an incomplete life with doomed emotions.

Therefore, both polygamy and monogamy are closed relationships restricted with stringent social and legal norms. Any sexual relationship outside the confined boundaries is considered as illegitimate and the people engaged in such attempts are charged with infidelity. In recent years, adultery has been one of the prominent reasons for rising marital breakdowns and divorce cases. Consequently, the institution of marriage that forms the beginning point of family is perceived as bondage. New alternatives like open-relationships, live-ins, and remaining single by not opting for any relationship etc. are evolving. A new facet that has evolved as an alternative to conventional forms of marriage is 'Polyamory'. Presently, it is gaining popularity in different parts of the world, particularly in the western societies.

Polyamory: An Emerging Alternative

Polyamory is emerging like a cultural movement across the world (King, 2017). The ones who practice this form of relation are called Polyamorists (Polys). They believe that love

doesn't come only in pairs, there can be many loves. They believe that all 'love is valid and all love is equal'. Melissa Hogenboom in her series on 'Sexual Revolutions' for BBC quotes a narrative of her polyamorist respondent Franklin Veaux:

"As a child, Franklin Veaux recalls hearing his school teacher read a story about a princess who had a tantalising dilemma. Two male suitors had been wooing her and she had to choose between them. Franklin wondered why she could not choose both. This early insight was revealing. Franklin has to this day never stuck to one relationship at a time. Franklin says that he had never been in a monogamous relationship in his life. When he was in high school, he opted two dates and he claims to have lost his virginity as a threesome." (Hogenboom, 2016)

Hogenboom (2016) elaborates that Franklin Veaux lives with his long-term girlfriend. In this same house this girlfriend's other boyfriend also lives. And this boyfriend has a teenaged daughter, who is an occasional visitor to this household. Franklin is also indulged into another four long-distance relationships, whom he visits occasionally. The interesting aspect of this 'relationship-complex' is that all indulged know about each other and accept one-another's multiple romantic relations.

So, polyamory means a consensual non-monogamous relationship which does not amount to infidelity or cheating. Another feature of polyamorous relationship is that it can be only platonic or romantic and sex is not necessarily included. Polys argue that there is a possibility that they fall in love with two persons simultaneously and can still practice monogamous sexual relation. *"Sexuality typically follows from polyamorous love, but it is perfectly possible to be polyamorous and sexually monogamous at the same time"* (King, 2017). This phenomenon is more understandable in biological anthropologist Patrick Clarkin's work on 'Flexible Sexual Behaviour'. He notes that there are usually four common components in the model of erotic relationships; namely, sexual desire, romantic love or infatuation, comfort love or attachment, and obsessive love. These components may or may not overlap and these are biologically distinct and can be felt for different people (King, 2017). This perhaps justifies the limitation of a monogamous relationship that despite loyalty, there is some sort of incompleteness and people look for options outside marriage.

Unlike monogamous and polygamous families which have strict norms and fixed numbers of spouses at a given point of time, polyamorous household is not confined with such rules. Some polys have live-in partners and romantic relations outside home; some have a mixture of short-term and long-term relationships going on simultaneously; and

others live in big groups with their partners, partner's partner(s) and so on. However, polys claim that the strength of their relationships is openness, honesty, understanding and trust of all involved.

Features of Polyamorous Relationships

This being a recent phenomenon has not been extensively researched. However, a few surveys and studies conducted on the subject reveal the following features of polyamorous relationships:

1. In a survey conducted by Conley (2014) it was found that friendships are maintained for longer spans by the people engaged in polyamorous relations as they keep their networks wide. Also, as compared to people engaged in monogamous relations, polys are less likely to completely cut -off, even after parting ways. Polys are better in communicating and jealousy is lower amongst them (Hogenboom, 2016).
2. Individuals who feel avoided otherwise, favour polyamory as a choice for relationship. However, individuals with high levels of anxiety were found to be unwilling for this kind of relationship, perhaps because of high anxiety levels, these people give too much importance to the negative implications of such relationships. For instance, they feel good about being loved by so many partners but at the same time get anxious thinking that they will be abandoned someday (Moors, Conley, Edelstein, & Chopik, 2015). When compared with monogamous people, it has been found that relationship satisfaction levels are higher amongst the polyamorists.
3. Another study states that people indulged in consensual non-monogamous relationships like polyamory, practice safe sex as compared to those who tend to maintain monogamous relations and cheat (Hogenboom, 2016).
4. Lehmiller (2017) reveals that despite higher levels of satisfaction, people indulged in polyamory feel stigmatized as the pervasive belief is that monogamy or pairing is the most superior and accepted form of relationship. They go through the intense pressure to pair. He adds that polyamorists usually do not reveal their identity out there to everyone and maintain their network of relationships secretly. Many times, polyamory is confused with throuples.
5. Polyamory is not just limited to heterosexual unions, but is also popular amongst individuals with different sexual orientations. Lehmiller (2017) states that polyamory is a popular choice of homosexuals and transgender people.
6. In a polyamorous unit, relationships are uniquely placed. Each relationship in the

network has its own pros and cons. While there can be stronger emotional bonding with a few, and simultaneously more time can be spent on sexual activities with other partners. Polyamorists seek partners considering different needs. Therefore, unlike monogamous relations, the baggage of all needs ranging from financial to sexual to emotional etc. is not put on to just one partner.

Thus, polyamory is a consensual non-monogamous relationship emerging in contemporary times, whereby individuals develop many romantic/emotional/sexual relations with the consent of all. Instead of strict normative structure, polyamorists maintain and commit to long term relations based on better understanding, trust and honesty among all the partners. Studies reveal that people engaged in polyamorous relations are found to be satisfied and happy (Lehmiller, 2017). However, polys are typified as the people obsessed only with sex and not ready for commitment. In this context, Ichikawa Jenkins, a professor at the University of British Columbia in Canada, has distinguished between promiscuity and polyamory, stating earlier as 'orgy' limited to a few individuals, and latter as strong 'emotional/platonic' bonding involving even as many as 25 persons also (Chakkrabarty, 2017). Hence, polyamory is about a long- term relationship with many partners (with or without sex) where all know about each other and accept their partners' polyamorous nature. Polys have overcome the societal norm of monogamous relationships and accept their non-monogamous identity honestly.

Children in Polyamorous Families

In the past 60 years, sociological views of families have shifted dramatically. Polyamorous families are the families of choice formed of very flexible relationships chosen from self-conscious and reflexive negotiation process (Sheff, 2011). In the study on American poly families, Elisabeth Sheff maintains that most of the poly families comprise open couples (two or more individuals in long term relations) with children. Relationships being open, there is a possibility of having more children from outside relations and previous relations. At the same time these individuals in polyamorous relationships have their own families of orientation and other kin. Polyamorous families have greater fluidity in terms of membership. In addition, some polyamorous families comprise only adult members as they remain childless or childfree. In the nutshell, these families can be the blend of long-term friends, lovers (current or former or both), legally married partners with their extra partners and children.

As these families are complicated so they deal with issues like children's custody, maintaining relations with their other kin, confusions/difficulties amongst the children in addressing co-parents, and impact of parents' open relationships on children etc.(Sullivan, 2004). Polys believe that these problems evolve because societies lack ideal models of

non-monogamous families, therefore, there is no pattern established out there which can be followed. Consequently, polys being sexual minorities, innovate novel methods to make their children adapt to this unusual family system while they see other families as dyadic or monogamous units.

A study for understanding the well-being of children in poly families by Maria Pallotta-Chiarolli reveals that the common belief that prevails amongst outsiders for children of poly parents is that they are negatively affected by the open relationships of their parents. This she calls is the deficit model (Hogenboom, 2016). Contrarily, the research shows that children are happy growing up with so many adults. "These children are more insightful and wise, and open to understanding diversity and many forms of religion and culture"(Hogenboom, 2016). However, polyamorous relationships are so stigmatized that even if children from these families do anything that other children might also do, they are judged on the lines of their parents' relationship networks. For instance, if they underperform in school or indulge into any quarrels or brawls it is straight away related to their inappropriate upbringing because of their parents' unusual relationships. Such responses from society add to the additional strain on these families when it comes to dealing with children and their issues.

Popularity of Polyamory in Media

In the recent times, there are a few widely popular TV series that depict polyamorous relations. 'House of Cards' (Netflix) is a series that has various characters that are entangled in romantic relationships and have healthy and familial cohabitation. In another popular comedy series 'I Love Dick' (Amazon Prime Video), there is a couple who is together obsessed with one artist. A drama series, 'You Me Her', revolves around a polyamorous triad, dealing with issues that people face in unconventional relationships. 'Unicornland' is a web series about the experiences about unicorn (a bisexual woman) who is willing to date couples. The increasing popularity of these TV shows that portray consensual non-monogamous relationships indicates the changing connotation of institution of family and acceptance of a new idea of polyamory, making the institution of family more liberal, based on the emotions of love, trust and understanding over conventional roles and restrictions.

Conclusion

The institution of family is an age old institution as human beings having a variety of needs always desired a social provision to get loved and feel secured. Evolving of such a provision (family) started from the times immemorial. Engles (2004) quotes, "The family, represents an active principle. It is never stationary, but advances from a lower to a higher form as society advances from a lower to a higher condition" (Engels, 2004, pp: 46). Sexual relations

forms the foci of institution of family. Norms defining ideal sexual behaviour have evolved in various phases. In primitive times, sex communism was practiced. It meant that there were no mating restrictions. Sex was understood as merely a biological activity and important for the process of reproduction. Mating was not confined to any fixed number of partners. Thereafter, as the societies transited from homogeneity to heterogeneity, institution of family also got structured and sexuality was restricted. Not only the ideal sexual behaviour was defined but notions of morality were also attached to it. Gradually, the institution of family got its structure on the basis of number of partners, rules of authority, descent/lineage and residence etc. On the aspect of number of partners, the norms were derived for both multi-partner (polygamy) and single partner (monogamy) relationships.

In the modern times monogamous relationship became the most ideal form. It is considered advantageous in terms of ensuring financial, social and emotional security to the partners, providing better nurturance for the children, and an easy option for retaining and transferring the property. Therefore, monogamy is legally and socially considered superior to multi-partner relationships. However, recently there has been an increase in the divorce and marital breakdown cases. So, monogamy is being critiqued for being a relation of compromise as human beings are not monogamous by nature. Monogamous arrangements over pressurize one partner for all the support. This makes the relationship boring and monotonous. Either people carry-on with the monotony due to social pressures or end the relationship or practice infidelity.

As an alternative, there is the emergence of another type of relationship called polyamory. It is a consensual non-monogamous arrangement whereby individuals indulge into long-term multiple romantic/sexual/emotional relations at a given point of time with the consent of all the partners. These multiple relations are based on the virtues of honesty and trust. Polygamous families comprise multi-partners, partners' partners and their children. Partners (both men and women) have the flexibility to establish relationships (sexual/emotional/platonic) without any boundaries. The idea is not to cheat but to love many, upfront, keeping in the knowledge of everyone involved. It has been found that polyamorous relations are not just confined to heterosexual unions but are popular amongst individuals with homosexual/bisexual orientations as well. Polyamorous relationships are found to be increasing particularly in western society. In the media there are many popular TV shows that depict these types of relationships. However, there are no social and legal safeguards developed for polyamorous relationships so far. Thus, people involved in polyamorous relationships feel stigmatised and usually do not openly reveal their poly status to everyone.

On the whole, it appears that polyamorous relationships are an alternative to divorce. Instead of divorcing or getting separated from the partner with whom there has been an

intense and prolonged relation, it is better to add on more partners and accomplish whatever was missing in that relationship. This phenomenon is an indicator of social change, but challenging is to decide whether this change is towards a new phase or it is about going backwards to the primitive times where sex was seen only a biological activity and not linked with moralities. But considering the claim of polyamorous people that it is not just about sex but love which is not confined and restricted, it appears that polyamory is a post-modern way of loving. As postmodernism contends the limitations in different fields set out in the phase of modernity, and celebrates diversity and heterogeneity, polyamorous model too challenges the restrictions on love. This model rejects the modern model which restricts love to the ritualistically stamped monogamous pairs protected through various social-legal safeguards. It promotes the idea that love and platonism can happen to many and not just one. Therefore, instead of restricting love in the monogamous relationship, polyamorous relationship is about honestly celebrating love with many. This novel idea does not match with conventional connotations of love and romantic relationships and therefore it needs to be institutionalized with new roles and relationship titles.

References

- Ahmad, Tasneem. (tr.), *Tarikh-i Akbari*, (1993). Pragati Publications, Delhi.
- Burgess, E. W., Locke, H. J., & Thomas, M. M. (1963). *The Family: From Institution to Companionship*. New York: American Book Company.
- Chaturvedi, Neekee. (2018). *Cultural Tourism and Bishnois of Rajasthan*, Dept. of History & Indian Culture, University of Rajasthan, Jaipur.
- Chandra, Moti. (1977), *Trade and Trade Routes in Ancient India*, Abhinav Publications, New Delhi.
- Chakkrabartty, P. (2017, July 8). [Article on Polyamorous relationships]. Retrieved 15 August, 2017, from www.livemint.com: <http://www.livemint.com/Leisure/xTRSA2QNT8weJRIIm5cGIMO/Whats-it-like-to-be-in-a-polyamorous-relationship.html>
- Engels, F. (2004). *The Origin of the Family, Private Property and the State* : Introduction by Pat Brewer. Newtown, Australia: *Resistance Books*.
- Hogenboom, M. (2016, June 23). [Article on Polyamorous relationships]. Retrieved June 30, 2017, from A BBC Website: <http://www.bbc.com/future/story/20160623-polyamorous-relationships-may-be-the-future-of-love>
- [Article on Polyamorous relationships]. Retrieved July 25, 2017, from www.livemint.com: <http://www.livemint.com/Leisure/xTRSA2QNT8weJRIIm5cGIMO/Whats-it-like-to-be-in-a-polyamorous-relationship.htm>
- <http://www.newworldencyclopedia.org/entry/Polygamy>. (n.d.). Retrieved July 19, 2017, from

www.newencyclopedia.com.

- King, B. J. (2017, March 23). [Article on Polyamorous relationships]. Retrieved August 13, 2017, from <http://www.npr.org>: <http://www.npr.org/sections/13.7/2017/03/23/521199308/a-cultural-moment-for-polyamory>
- Lehmiller, J. (2017, June 13). [Article on Polyamorists]. Retrieved August 12, 2017, from www.tonic.vice.com: https://tonic.vice.com/en_us/article/43y4kd/polyamorists-are-secretive-stigmatized-and-highly-satisfied
- Moors, A. C., Conley, T. D., Edelstein, R. S., & Chopik, W. J. (2015). Attached to monogamy? Avoidance predicts willingness to engage (but not actual engagement) in consensual non-monogamy. *Journal of Social and Personal Relationships*, 32 (2), 222-240.
- Morgan, L. H. (n.d.). [Article on The Syndyasmian and the patriarchal families]. Retrieved August 5, 2017, from www.marxists.org: <https://www.marxists.org/reference/archive/morgan-lewis/ancient-society/ch24.htm>
- Ortiz-Ospina, E., & Roser, M. (2020). Marriages and Divorces. Retrieved February 18, 2021, from www.ourworldindata.org: <https://ourworldindata.org/marriages-and-divorces>
- Panwar, P. (2015, April 14). [Article on Live-in-relationship]. Retrieved August 15, 2017, from www.oneindia.com: <http://www.oneindia.com/india/live-in-relationship-couples-to-be-presumed-legally-married-supreme-court-1716195.html>
- Sheff, E. (2011). Polyamorous Families, Same-Sex Marriage, and the Slippery Slope. *Journal of Contemporary Ethnography*, 40 (5), 487-520.
- Stevenson, B., & Wolfers, J. (2007). Marriage and Divorce: Changes and their Driving Forces. *Journal of Economic Perspectives*, 21 (2), 27-52.
- Sullivan, M. (2004). *The Family of Woman: Lesbian Mothers, their Children, and the Undoing of Gender*. Berkeley: University of California Press.
- Wolf, D. (2015, February 16). The Pros and Cons of (Serial) Sexual Monogamy. Retrieved August 13, 2017, from www.dailyplateofcrazy.com: <https://dailyplateofcrazy.com/2015/02/06/the-pros-and-cons-of-serial-sexual-monogamy/>

Doklam Stand-Off 2017: A Geopolitical Rivalry between India, China and Bhutan

Maharshi Dayanand University
Research Journal ARTS
2020, Vol. 19 (1) pp.95-108
ISSN 0972-706X
© The Author(s) 2020
<http://www.mdu.ac.in/Journals/about.html>

Ishfaq Ahmad Akhoon

*Research Scholar, Department of Political Science & Public Administration,
Annamalai University*

K. Senthil Kumar

*Associate Professor, Department of Political Science & Public Administration,
Annamalai University.*

Abstract

India and China, rising almost simultaneously as significant powers, share a disputed border. The recent stand-off between India and China on the Doklam plateau was the most recent in an inexorably long history of contention and unease along the about 2,500-mile fringe which has stressed relations. In spite of the fact that the most up to date invasion by Chinese powers happened in the Doklam region along Bhutan's border with China, and not the Sino-Indian outskirt, Indian personnel reacted in kind to back up their Bhutanese neighbours.

The Doklam stand-off among India and China seems to have revealed another time of India's China approach. Despite the fact that the contention probably won't have been completely settled and the likelihood of repeat in a matter of seconds stays high, a mix of decided stance and clever strategy can prevail with regards to ensuring India's interests versus China's forceful stances in South Asia and the neighbourhood. The Doklam crises have been a watershed moment of sorts. The main objective of this article is that both nuclear rival countries should take steps to stabilize their relationship and reduce the chances of a conflict.

Keywords: Doklam, India-China relations, Tri-junction, Border Dispute, Geopolitical. Bhutan

Corresponding author:

Ishfaq Ahmad Akhoon, PhD Research Scholar, Department of Political Science & Public Administration,
Annamalai University. Email: ishfaqsnu@gmail.com

"Borders are scratched across the hearts of men
 By strangers with a calm judicial pen
 And when the borders bleed we watch with dread
 The lines of ink across the map turn red"

'Murya Manues'

Introduction

There is a geographical and geopolitical scenario ongoing on Sino-Indian stand-off in the Doklam region. Geographically, Bhutan is on a sensitive area of the Himalayan belt. Its history, small size has made it an element in the geopolitical contest between India and China. Since the conflict at Nathu La and Cho La in 1967, this border has been generally tranquil for quite a while as the arrangement of the Sino-Indian fringe in Sikkim is, to an enormous degree, acknowledged by the two sides. However, there has consistently been an issue over the China-India-Bhutan tri-junction. In 2007, India rushed her forces to the region following the destruction by China of several Indian posts in the Batang La area. China laid claim to the 2.1-sq km "Finger Area" in north Sikkim and protruded into the Sora Funnel and demaged some cairns marking the border in the area. This story was repeated in 2012 (Bhattacharjee, 2017).

The ongoing crisis has highlighted the question-mark where actually that trijunction lies. Indian and Bhutanese maps show some 200 metres south-east of Batang La, while the Chinese claim the place as Gipmochi which is confused for Gyemochen (or Gamochen), As of August 2, the Chinese say that the name of the mountain is Ji Mu Ma Zhen. India does not claim on the territory south of Batang La which it believes to be Bhutan's, but China has insistently contested the Bhutanese claim; as far back as 2005, they had built a road in the area that terminated at a point below the Indian posts at Doka La (Das, 2007). Chinese vehicles would come to this point and after that their personnel would go on foot and patrol the region south of this hill to the Jampheri or Zompelri ridge, where a Royal Bhutanese Army (RBA) post is located. On June 16 this year, the Chinese brought heavy road-building machines to the area and began construction of a road from the point below Doka La to the Bhutanese post of Jampheri ridge. This provoked the Indian administration on June 18 to block the road construction and this lead to beginning of the current crisis (Basha, 2017).

Historical Background and Claims

I. Doklam: Gateway of Geopolitics for India and China and its Security implications on India

Doklam in Bhutan, also known as Doka La in India and Donglang in China. It is the small

area of 90 square kilometres becoming a crux point of geopolitics for India and China and a new Eurasian War theatre. Doklam plateau located in Bhutan to the North of India (Sikkim), Bhutan and China (Tibet) tri junction, juxtapose to Narrow Chumbi valley. The ongoing intense military standoff between Indian border guards (Indian Army and ITBP- Indo Tibetan Border Police) and China's PLA (People's Liberation Army) forces at Doklam was reportedly instigated by China's PLA forces attempts to construct a class 5 motorable road, which is supposed to connect Doka La (Doklam plateau) and Jampheri ridge in Bhutan, which facilitates smooth transit for China's military logistics and may overlooks India's topographic strategic advantage in Doklam (Asthana, 2017). Doklam plateau is a disputed territory between Bhutan and China, both did tried to resolve the dispute, but failed to turn out to a mutually agreeable outcome. Pertaining to disputed Doklam, China and Bhutan had two agreements in 1988 and 1998, which permits them to maintain status quo as before 1959 case. While India and Bhutan accorded a treaty, by which India may control the defence and foreign affairs of Bhutan i.e. upholding the sovereignty of Bhutan is India's concern. When china transgressed into Doklam, India stepped in on behalf of Bhutan and stopped the Chinese attempts of road construction, in retaliation china destroyed the bunkers of Indian army and prevented the Indian Kailash Mansarovar pilgrims to pass through Nathu La pass (Chansoria, 2017). We shall further look into the matter, for why India and China were studiously competing for this tiny territory. Doklam, though a tiny land mass embracing a huge geopolitical and strategic advantage for the contesting parties as follows.

II. India's Geopolitical strategies in Doklam

India starting at now is solid in Doklam level, as far as holding authority over key mountain edges over the Indo - Bhutan - China tri intersection, by which India can without much of a stretch flush out China's hostility in Chumbi valley, which is a narrow channel like valley which may trap china's military during key war confrontations (Deepak, 2017).

India decisively won the two encounters in 1967 at Nathu La and Cho La against china, owing to its strategic topographic upper hand over china at key ridge positions.

India's control of Doklam will facilitates easy transport of its military supplies to its different north eastern army camps.

India can further its diplomatic relations with Bhutan, and check's Chinese presence in Bhutan (Dutta, 2017).

On top of it, Siliguri corridor also known as Chicken's neck - a narrow stretch of land located in North West Bengal, which connects North eastern India to rest of India,

which is a sensitive and high secure zone of India. The same shall be safeguarded against Chinese aggression by strong Indian presence in Doklam.

India by curbing china at Doklam can send a strong signal across the globe, particularly to South East Asian countries, in how to defend china's aggressive unilateralism by a holistic military and strategic policy (Ganguly, 2017).

III. China's Geopolitical strategies in Doklam

For China, which is aiming to build a road through Doklam to Jampheri will neglect the Indian vital favorable position of holding edge lines and key mountains in the area.

China's connects to Jampheri will permit them gain admittance to Jaldhara hydroelectric venture, which is the scaffold associating India and Bhutan, along these lines checking India's presence in Bhutan (Joshi, 2017).

China's stronghold in Doklam will put pressure on India's Chicken's neck (Siliguri passageway). China may likewise check Indian military and protection supplies to its North eastern Indian armed force camps.

Doklam under China's influence will improves china's haggling power with India at key worldwide engagements, which may compromise India's security and key interests.

China - Bhutan may open conciliatory channel throughout time, which may influence India - Bhutan relations over the long haul.

China intensely putting resources into the Chumbi valley, in the method for up degree of rail and road foundation extends consequently, controlling Doklam is basic to shield the china's speculations (Lahiri, 2017).

The current Doklam standoff can be viewed as China's warning to growing India - U.S. relations which were at best, as it was occurred during Indian P.M. Narendra Modi's visit to U.S. India cautiously dealing the current Doklam crisis by placing its soldiers in a non-combative mode (Nozzle of the gun directing downwards), but any misadventure and miscalculation by China may escalates the tense standoff to a full scale war (Saran, 2017).

India, China and the 2017 "Doklam 1.0" Crisis

China uses its power and pursues an aggressive approach to retain a strategic advantage over its neighbours in the arena of border diplomacy. A clear guiding principle in this behaviour is China's evaluation of its national interest. In the case of the Burma border, China wished to secure its flank to focus on India in the Himalayas. In the case of Bhutan, China wished to cajole a minor power that India seemed intent on using as a buffer state. Evidently, by securing the first-mover advantage, China intends to keep India on the back foot and focussed on the apparent vulnerability of its northern border, preventing India

from pursuing closer ties with Japan and the USA, or, for example, exploiting the Tibet issue (Stobdan, 2017).

Why Doklam?

This brings up the question: why Doklam? The answer should be evident in the below image.



Figure 1. A view from the Doklam Plateau looking South Assam and the Siliguri corridor are easily visible as would be any military mobilisation. Source: Google Earth/Anirudh Kanisetti

The Jampheri Ridge is the only major geographical obstacle to China having a direct vantage point to the Siliguri Corridor, as evidenced by the illustration above. The Ridge has a permanent force of the Royal Bhutanese Army deployed on it. However, it is doubtful whether they would pose any impediment in the event China mobilises its considerable forces built up in the area (The Economic Times, 2018). An easier route of access to the Siliguri Corridor that the area provides is through eastern Doklam, past the Mochu/Torsa junction and down the Mochu River through Western Bhutan. Another route is Yatung-Sinchulung-Damthang-Paro, and from there to Phuntsholing on the India border (Mitra, 2018).

What seems clear from the image is that the road networks and defences that China has built up to give the area some strategic significance. Were there no such infrastructure, it is apparent that India would hold much of the higher ground around the plateau, including deployments on the Eastern Sikkim watershed and a post on Batang La (Shang, 2017).

With the new disposition of Chinese forces, however, the psychological balance is tilted in their favour, with China outflanking India's forces along the Sikkim border and pointed directly towards its critical strategic vulnerability - the Siliguri Corridor.

Geographically, the Siliguri Corridor is vulnerable to a Chinese threat. While the question of whether China can overcome India's forces in Sikkim, outflank them, or mount an air assault may be conjectural, the so-called "Chicken's Neck" at Siliguri is a threat in being. Some military leaders in India have downplayed the potential of the Chinese threat because of the strength of India's defensive posture. This is a tactical viewpoint and discounts the permanency of the strategic advantage (Kapila, 2017).

The genuine risk that the corridor could be severed, potentially cutting lines of communication to India's North-East, is a constant political threat that gives China a significant pressure point on India's leadership. The question of which India's neighbour is in Doklam, and whether this neighbour is hostile or friendly is, therefore, key to India's national interest.

Doklam 1.0

China's presence in Doklam is not a recent development. Incursions by Chinese patrols into the disputed territory have been core to its Himalayan strategy for decades. Incursions in Doklam have been reported since 1966, ranging from cattle herders to foot patrols. Track construction activities in the northern part of the plateau continued throughout, and foot patrols became increasingly common from 2007 onwards when China dismantled two Indian bunkers that were constructed ahead of the ridgeline. No public complaint was raised about this issue by the Indian government than even though the territory, as now, was disputed at the time. As the images below show, Chinese presence in Doklam has steadily increased over the years. Before the 2017 crisis, some sources indicate that China had conveyed to the Indian military that they would be upgrading the existing jeep track at Doklam. Presumably, this had been conveyed to New Delhi, but it is not known what decision had been taken. This jeep track was being increasingly used by China for its patrols to reconnoitre the area and walk up to the TorsaNalla and return. The point to note is that there was no permanent deployment in the Doklam Plateau (Madan, 2017).

On the 16th of June, 2017, Chinese troops attempted to construct a permanent road towards the Doka La and moved in heavy equipment. On the 18th, Indian forces moved in to bring a physical halt to the construction. China immediately escalated, turning the issue into a public relations bonanza and ramping up the pressure on India. In a press conference on the 28th of June, Foreign Ministry Spokesperson Lu Kang claimed that:

"Doklam has been a part of China since ancient times. It does not belong to Bhutan, still

less India. That is an indisputable fact supported by historical and jurisprudential evidence and the ground situation. It is utterly unjustifiable if the Indian side wants to make an issue of it. China's construction of the road in Doklam is an act of sovereignty on its territory. It is completely justified and lawful, and others have no right to interfere" (Nanda, 2018).

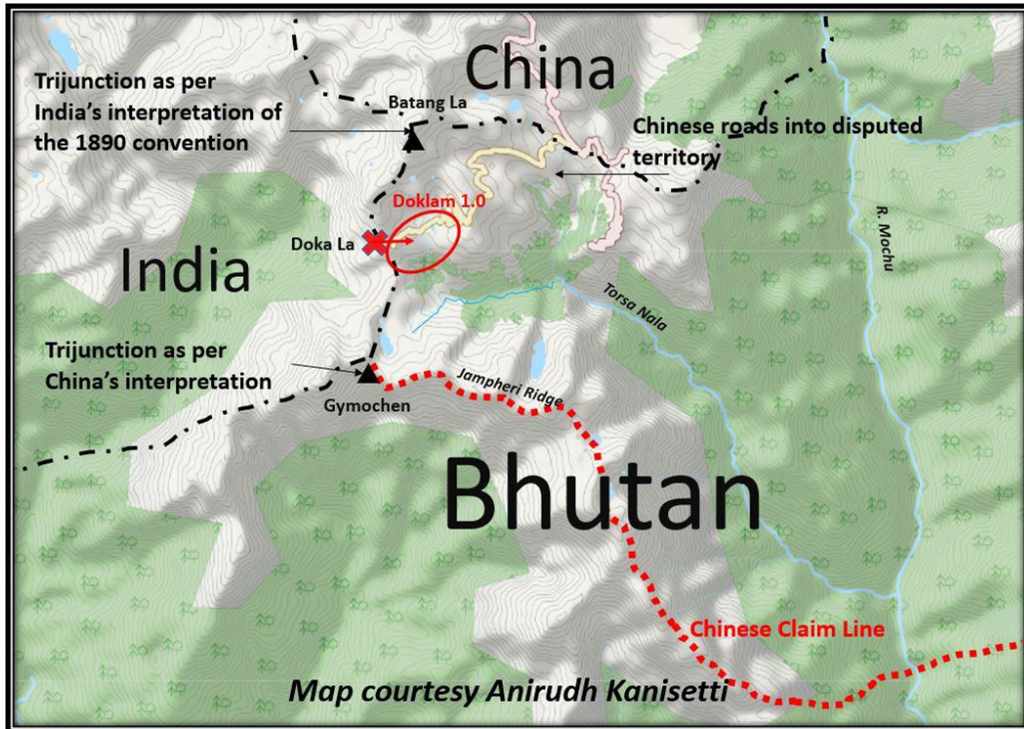


Figure 2. Map of the disputed area, with China's claim line highlighted in red.

Source: Google Earth/Anirudh Kanisetti

The emphasis on the 1890 Convention and China's sudden absolute claims to the region appear even more absurd given that they agreed in 2012 that the trijunction would be settled in consultation with third countries. Furthermore, an agreement based on alignment was not the same as a final settlement on the trijunction. When asked about this, the Deputy Chief of Mission of the Chinese embassy in New Delhi provided a facetious explanation of the understanding and reiterated that the issue was about the 1890 convention, while also stating that India should immediately withdraw from Doklam, describing the move as "undisciplined", and warning that there could be severe consequences. China was not done with its provocative behaviour. Perhaps with an eye to the domestic audience, it announced that "India's regional hegemony has been shaken" (Panda, 2018), released visuals of live-fire drills in Tibet, and released the now-infamous "Seven Sins" video, featuring a Chinese person in racist garb meant to cast them as a Sikh.

India, on the other hand, retained a relatively subdued official profile in the public domain despite the Indian media's reasonably extensive coverage. The political narrative projected was that of India standing up to China's military aggression. Much can be gleaned, however, from recently submitted testimonies, part of the Parliamentary Standing Committee on External Affairs on Sino-Indian relations. Former Foreign Secretary S Jaishankar claimed that de-escalation had begun with a conversation between Prime Minister Modi and President Xi at the G-20 Hamburg Summit on July 7th. He testified that multiple rounds of backchannel talks -to be precise - continued while Indian forces at the face-off site remained at their positions. The September 4th BRICS meeting was a self-imposed deadline, continued Jaishankar, as "neither side wished to see their leaders meeting in Xiamen under a cloud of Doklam incident..." "This can be seen as the view of the Indian side, but questions remain about the motivations of the Chinese side, given that their public rhetoric continued as before. The result was a "compromise" put out on the 28th of August.

Nevertheless, this "compromise" was marketed as a massive victory for the Indian government, with the Ministry of External Affairs (MEA) claiming that both sides had agreed to the disengagement, whereas it seems from China's official statement that they had agreed to no such thing'. Indeed, it would seem that India had successfully "resolved" the situation by capitulating to all demands made by China from the very onset of the crisis (Panda, 2017).

Doklam 2.0

"De-escalation" since August 28th, 2017 seems only to apply to India's deployments and statements made by its officials. At Doklam, China has indeed halted further construction towards Doka La via the earlier alignment. Construction a few hundred meters to the rear and few kilometers to the east, directed towards the Torsa Nala, seems to have sped up and tended towards permanent deployments. Yet, in the testimony before the Parliamentary Standing Committee, Secretary Jaishankar explained that due to "line of sight" on "good days and bad days" he could not confirm the level of Chinese activity or the number of troops deployed but admitted that "it is possible that there are Chinese troops in northern Doklam". This is true but conceals the intelligence that would have been available through satellites, and what is already available in the public domain. Also, the Bhutanese troops would have seen some of the activities from the Jampheri Ridge and would have notified the Indian side. The Indian government, it seems, was not interested in the military build-up by a hostile power in an area often declared to be of critical strategic significance by the military establishment. Bhutan has been left to deal with Chinese aggression on its terms - China's Vice Foreign Minister Kong Xuanyou visited Thimphu on July 16 (Pant, 2018).

The primary reason for India's entry into the Doklam area was the issue of Chinese military aggression in a disputed territory of strategic importance. Despite major concessions having been made by the Indian side, no tangible benefits have accrued from China on other fronts as well (Parthasarathy, 2019). We find, a year on, that the center issue has not yet been settled. Consequently, the inquiry to be posed is: what are the implications of India's quiet?

How India and China relation is affected by it?

China blamed Indian border guards for crossing into its domain to stop the development of the road.

Chinese are utilizing it to send different political messages.

India boycotted the Belt and Road Initiative initiative in Shanghai in May.

It's indistinct if its \$50-billion China-Pakistan Economic Corridor (CPEC) will be reasonable if India doesn't join.

China's provoked at India's developing US tilt in what Beijing sees as an enemy of China partnership that incorporates Japan and Australia.

Chinese likewise needs to signal that China has consolidated its situation on the worldwide stage (Saran, 2017).

World response on Doklam

The Paper expands its discussion on the World reaction on Doklam, to imply the Magnanimity and Gravity of the present standoff. World acutely viewing the Doklam standoff between the two Asian mammoths, just few took various stands, while majority part of countries pushed to settle the debate calmly through strategic channels. Beginning with the U.S., which supported settling the Doklam border through dialogue. Australia advised both India and China to resolve the dispute peacefully, without further escalation. U.K. maintains complete Neutrality by restricting the conflict as a bilateral dispute. Nepal advocated diplomatic based dispute settlement, even the Dalai Lama, the Tibetan spiritual leader advised that India and China cannot overpower each other, and has to continue as peaceful neighbours. But Japan and Pakistan took different stands; Japanese ambassador to India publicly supported India and criticized Chinese violation of status quo at Doklam, which amounts to china's ire leading to furious response from China on Japan. Unsurprisingly, Pakistan supported China on its every stand, from Tibet to Doklam, Pakistan high commissioner to India even sought diplomatic contact with the Chinese counterpart to extend Pakistan's support to China. On top of it, ASEAN countries who were the victims of China's assertive unilateralism, maintained neutrality as of now, but expecting strong India to check China for peaceful regional dispute settlement. On the whole, we could

decipher that world leaders expecting the Doklam crisis to settle peacefully by matured diplomacy, but it all depends on how china respects the international laws and bilateral agreements.

National interest implications

With China's occupation of the Doklam plateau, it has unilaterally occupied territory based on its claim that the disputed India-China-Bhutan trijunction is at Gymochen. China's military constructions and deployment (Doklam 2.0) have also enhanced its potential to utilise the Paro approach to gain access to the Siliguri Corridor.

The strategic question to ask is: why has China chosen Doklam to change the status quo? The obvious answer is that the Doklam area offers China the potential to put Bhutan under pressure and test India's ability to protect Bhutan. What could be China's political objectives? It could be to weaken Indo-Bhutan political ties in order to facilitate their entry into Bhutan. The entry can be expected to follow, in due course, a pattern similar to Nepal and other countries in the neighbourhood.

As explored in previous sections, India has officially refrained from acknowledging that China has militarily altered realities on the ground. However, there are severe implications to such a stance, which are best understood in the context of Sino- India, Indo-Bhutan and Sino-Bhutan relations, as well as by examining the impact on India's neighbourhood and the interplay between domestic actors in July 2017.

The Way forward

The Indian government's stance on Doklam must urgently be clarified, ideally through a White Paper exploring the complexities of this critical issue. The attempts made to sidestep discussion on the broader question of Chinese occupation of the disputed territory, not least at Doklam, are baffling. This is especially so when any informed citizen, let alone foreign governments, can easily access satellite imagery that decisively proves a Chinese presence there and leaves the Indian government opens to questions about its credibility in the region.

Rational consideration of the issue reveals three key points:

- I. China's bellicosity and aggressive rhetoric has closed off many of its negotiating options and made many of its neighbours wary and open to the idea of counterbalancing. While the issue of Doklam can no longer to be resolved by coercive means, the principle at stake in China's unilateral occupation of disputed territory should be raised through diplomatic channels.
- II. India's neighbours are indeed pursuing a strategy of balancing between India and

China, pointing to the fact that their relationships with China must be managed with a subtle and considerate hand, rather than ignored complacently or seen as hostile and dealt with heavy-handedly.

III. In order to defend its national interests, India must step up its power projection capabilities both in an economic and military sense, or risk having to compromise them due to the inability to challenge effectively on China's on critical issues.

China has shown a keen understanding of Indian politics and understood how to extract concessions: India must show that it can play the game just as well, or risk losing an opportunity to even the dishonest scales. India is one of the few powers in the region with the ability to do so. The Doklam flashpoint is not just about Doklam but about India's status as a regional power able to defend its interests and those of its allies. The government's policy on it must be clarified, scrutinised, and held to account.

Conclusion

History is unlikely to be kind to the political attitude adopted by the Indian government on Doklam. It is good to understand that the build-up in Doklam 2.0 could not have been contested militarily and should be dealt with diplomatically. However, it is also an issue that should not be concealed from the public and prevaricated upon in Parliament, unless there are compelling reasons of national interest to do so.

One possible explanation is that India's new attitude merely reflects an understanding of ground realities, not merely in Doklam but also in the broader sense that China is far more powerful in economic and military terms. While China is undoubtedly ahead in absolute terms, in contextual and relative terms, they do not have an upper edge over India.

The old Indian strategic vocabulary, in Kautilyan terms, the current policy adopted seems to be *samshraya*, which is advisable when one's rival's strategic advantages are overwhelming. This policy involves submitting and seeking refuge. However, given the relatively balanced strategic scales overall, India should be following the policy of *asana*, or remaining stationary while building up its strategic advantages to regain parity. It should include counter-balancing through seeking allies - which is to say, building up credibility in the neighbourhood, building counter-coalitions against China, and augmenting economic and military resources while simultaneously continuing with dialogue and discussion.

The adopted strategy of absolute silence in the face of military aggression in the disputed territory where Indian national security interests are at stake is short-sighted in the extreme. It betrays several of India's long-term interests in the name of buying peace and receiving unreliable assurances from China. A stance of "anticipatory compliance" where India toes China's line on all matters in the hope of border tranquillity serves only to

weaken its negotiating power on other critical issues. Despite China's claims of seeking cooperation and closer economic ties with India - which, at a politico-strategic level, maybe pure - it should also be recognised that China is and will remain a strategic competitor in India's neighbourhood.

References

- Asthana, S. B. (2017), Doklam Standoff Resolution: Interview of Maj Gen S B Asthana by SCMP, September 11, Astana Writes, <https://asthanawrites.org/2017/09/11/doklam-standoff-resolution-interview-of-maj-gen-s-b-asthana-by-scmp/>
- Basha, SK Chand. (2017), An Insight on Geopolitical Jargon of India and its Neighbours, *International Journal Advances in Social Science and Humanities*, Vol.5 (2), pp 29-37.
- Bhattacharjee, K. (2017), Doklam de-escalation based on mutual agreement, August 28, <https://www.thehindu.com/news/national/india-china-agree-to-disengage-at-doklam/article19575154>.
- Chansoria, Monika. (2017), Doklam Is Latest Target of China's Policy of Redrawing Borders, August 10, <https://japan-forward.com/doklam-is-latest-target-of-chinas-policy-of-redrawing-borders-rewriting-history/>
- Das, P. (2007), India Has to Be Wary of Chinese Intrusions. *Institute for Defence Studies and Analyses*, Vol. 19 (5), pp. 1-21.
- Deepak, B. R. (2017), The Doklam Standoff: What Could Be Done? SADF Comment, August 5, <http://sadf.eu/new/wp-content/uploads/2017/08/Comment.98.Deepak-2>.
- Dutta, Anushree. (2017), Doklam Standoff: China's Border Provocation in India and Bhutan, July 14, www.indiandefencereview.com/doklam-standoff-chinas-border-provocation-in-india-and-bhutan
- Ganguly, Sumit. (2017), The Doklam Dispute in Context. *Foreign Affairs*, August 9, <https://www.foreignaffairs.com/articles/asia/2017-08-09/doklam-dispute-context>
- Joshi, Manoj. (2017), Doklam Stand-Off Means the Current Process of Settling the China Border Has Run Its Course, August 8. <http://southasiajournal.net/doklam-stand-off-means-the-current-process-of-settling-the-china-border-has-run-its-course/>
- Kapila, Subhash. (2017), China's War Threats and Military Brinkmanship Against India 2017 Analyzed, July 18, *Indian Defense Review*, <http://www.indiandefencereview.com/chinas-war-threats-and-military-brinkmanship-against-india-2017-analysed/>
- Lahiri, Swaroopa. (2017), With Mud-Slinging, Chest-Thumping, Media From India, China Mirror Border Impasse, July 25, *The Wire*, <https://thewire.in/161147/india-china-media-doklam-standoff/>

- Madan, Tanvi. (2017), Doklam Standoff: The Takeaways for India. Brookings, September 4. <https://www.brookings.edu/opinions/doklam-standoff-the-takeaways-for-india/>
- Mitra, D. (2018), In Official Testimony to MPs, Government Revealed Full Story of Doklam, 15 August 2018, *The Wire*, <https://thewire.in/diplomacy/doklam-parliamentary-standing-committee-india-china>.
- Nanda, Ved. (2018), A Growing Relationship Between the U.S. and India, February 2, *The Denver Post*, <https://www.denverpost.com/2018/02/02/a-growing-relationship-between-the-u-s-and-india/>
- Panda, Ankit. (2018), Strategic Trade Authorization: A Fillip for India's 'Major Defence Partner' Status with the US, August 1, *The Diplomat*, <https://japan-forward.com/doklam-is-latest-target-of-chinas-policy-of-redrawing-borders-rewriting-history/>
- Panda, Jagannath P. (2017), Why India Needs to Take Seriously Beijing's Position Paper on Doklam, August 3, <http://www.wionews.com/south-asia/why-india-needs-to-take-seriously-beijings-position-paper-on-doklam-18532>
- Pant, Harsh V. (2018), China and India: A new Phase? ORF Commentaries, November 2, <https://www.orfonline.org/research/china-and-india-a-new-phase-45286/>
- Parthasarathy, G. (2019), Looking Beyond the Mamallapuram Summit, October 25, *The Hindu Business Line*, <https://www.thehindubusinessline.com/opinion/columns/g-parthasarathy/looking-beyond-the-mamallapuram-summit/article29787644.ece>
- Saran, Shyam. (2017), Doklam's Big Picture: Neither Asia nor the World is China-Centric, Opinion, August 28, *The Quint*, <https://www.thequint.com/voices/opinion/chinese-historical-narratives-and-india>
- Shang, Y. (2017), Indian Hegemony Shaken by Doklam Standoff: Expert, 8 August 2018, *Global Times*, <http://www.globaltimes.cn/content/1061955.shtml>
- Stobdan, P. (2017), How Can India & China Move On From Doklam? Easy: Soft Power, Opinion, August 28, *The Quint*, <https://www.thequint.com/voices/opinion/india-china-use-soft-power-to-move-on-from-doklam>.
- The Economic Times. (2018), Doklam Doesn't Change Anything: India, China Remain Frenemies, July 13, *The Economic Times*, <https://economictimes.indiatimes.com/news/defence/doklam-doesnt-change-anything-india-china-remain-frenemies/articleshow/60288730.cms>.

Primary Education in India: A Spatial View

Maharshi Dayanand University

Research Journal ARTS

2020, Vol. 19 (1) pp.109-124

ISSN 0972-706X

© The Author(s) 2020

<http://www.mdu.ac.in/Journals/about.html>

Vishal Singh

Research Scholar, Department of Geography, Maharshi Dayanand University, Rohtak, Haryana (India)

Abstract

The research paper attempts to highlight the educational status at primary grade by sex, residence, spatial pattern at district level and intra-regional disparity as revealed in the Census 2011. The study finds that 70.61 million persons (7.56 per cent) in the country aged 11 years and above were below primary educated in 2011. This proportion was high in rural areas. However, when referred to specific age (11 year), nearly 32 per cent persons were below primary educated. 32.78 per cent males and 30.63 per cent females at age 11 year could not complete primary education as per Census 2011. The proportion, likewise, for urban area was 25.88 per cent and for rural 34.03 per cent. The situation had, however, improved since the last decade. A sign of hope is the increased percentage of primary educated persons since last decade. Intra-regional disparity was high in Mizoram, Meghalaya, Nagaland and Bihar while Tamil Nadu, Goa, Kerala, Andaman & Nicobar Islands contained low disparity. Spatial disparity also existed. The male-female gap was insignificant. In fact, a large area of country had high percentage of primary educated females than males. The gap between urban and rural was high. Mostly forward states were situated in south part of country. Only Punjab, Haryana, and Himachal Pradesh in north-west, Mizoram and Nagaland in north-eastern part were also joining this category while the situation was very miserable in Jammu & Kashmir, Bihar, Jharkhand, Odisha, Arunachal Pradesh, Assam and Meghalaya. In union territories; Puducherry, Lakshadweep, Andaman & Nicobar Islands as well as Daman & Diu were forward while rest union territories contained moderate level of backwardness. Households which have no matriculate and above, poverty and illiterates were found important in predicting educational backwardness at primary grade.

Keywords: Intra-regional disparity, spatial pattern, Dimension Index, Regression.

Corresponding author:

Vishal Singh, Research Scholar, Dept. of Geography, Maharshi Dayanand University, Rohtak, Haryana
E-mail: vishalsingh8367@gmail.com

Introduction

This study attempts to highlight the educational status at primary grade by sex, residence, spatial pattern at district level and intra-regional disparity as revealed in the Census 2011.

A country's progress depends upon the quantity and quality of education received by its people. Primary as well as elementary education of the children forms the bedrock of the educational system. Simply put, the quality of primary education determines the quality of life of nations, strengthens democratic institutions, ensures economic development and modernizes social institutions.

Primary education is defined as education from class I-V and covers children from the age of 6 to 11 years.

Objectives of the Study

- To examine the persons who had completed primary education at age 11.
- To find out intra-regional disparity.
- To represent spatial pattern at district level.
- To identify disparity by sex as well as by residence
- To find out the educational backwardness at primary grade
- To examine the relationship between educational backwardness at primary grade and selected socio-economic indicators.

Data and Methodology

For this study, data had collected from Table C-8, Educational Level by Age and Sex for Population age 7 and above, Social & Cultural Tables, published by Office of the Registrar General & Census Commissioner, India as well as various secondary sources. Education Statistics from the website of DISE (District Information System for Education) published by NUEPA (National University of Educational Planning and Administration).

Absolute figures had converted into percentages as well as ratios and these percentages and ratios had been processed for necessary cartographic representations and interpretation. Requisite maps had been drawn with the help of Arc GIS software. Stepwise method of multiple regression was run with the help SPSS software. Intra-regional disparity was computed as co-efficient of variability.

$$\text{Co-efficient of Variability (C.V.)} = \frac{\text{Standard Deviation}}{\text{Mean}} \times 100$$

Sopher's Disparity Index (1980) modified by Kundu and Rao (1986) as given below had been used to compute disparity by sex as well as by residence.

$$Ds = \text{Log}(x_2/x_1) + \text{Log}(200-x_1/200-x_2)$$

Here,

$$X_2 \geq X_1$$

The following formula had been used to measure the educational backwardness at primary grade -

$$\text{DimensionIndex} = \frac{\text{Actual value} - \text{Minimum value}}{\text{Maximum value} - \text{Minimum value}}$$

Before dwelling on the aspects of primary education it would be in fitness of things to discuss the status of education at below primary level.

Below Primary Educational Level

7.56 per cent population in the country aged 11 years and above was below primary educated in 2011. It makes 70.61 million persons. This proportion was high in rural areas. However, when referred to specific age (11 year), nearly 32 per cent was below primary level. In other words, one in three children at relevant age was below primary educated. This section of population was concentrated in the states of Uttar Pradesh (21.80 per cent), Bihar (12.70 per cent), Maharashtra (8.49 per cent), Madhya Pradesh (7.66 per cent), Rajasthan (6.85 per cent) and West Bengal (6.63 per cent). These are also the most populated states in our country.

32.78 per cent male population and 30.63 per cent females at age 11 year could not complete primary education as per Census 2011. The proportion, likewise, for urban areas was 25.88 per cent and for rural 34.03 per cent. The situation had, however, improved since the last decade.

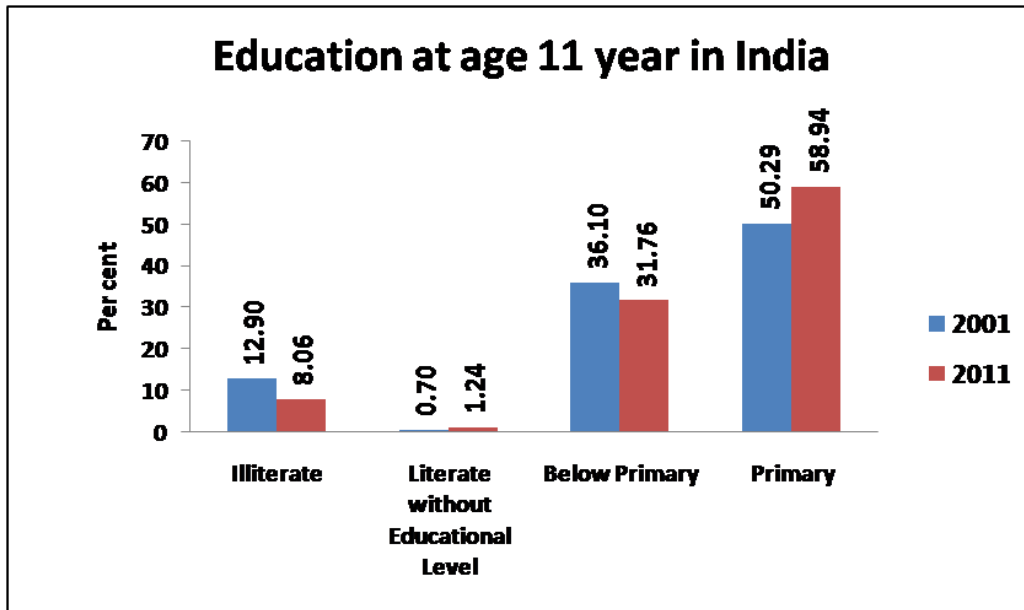


Fig. 1

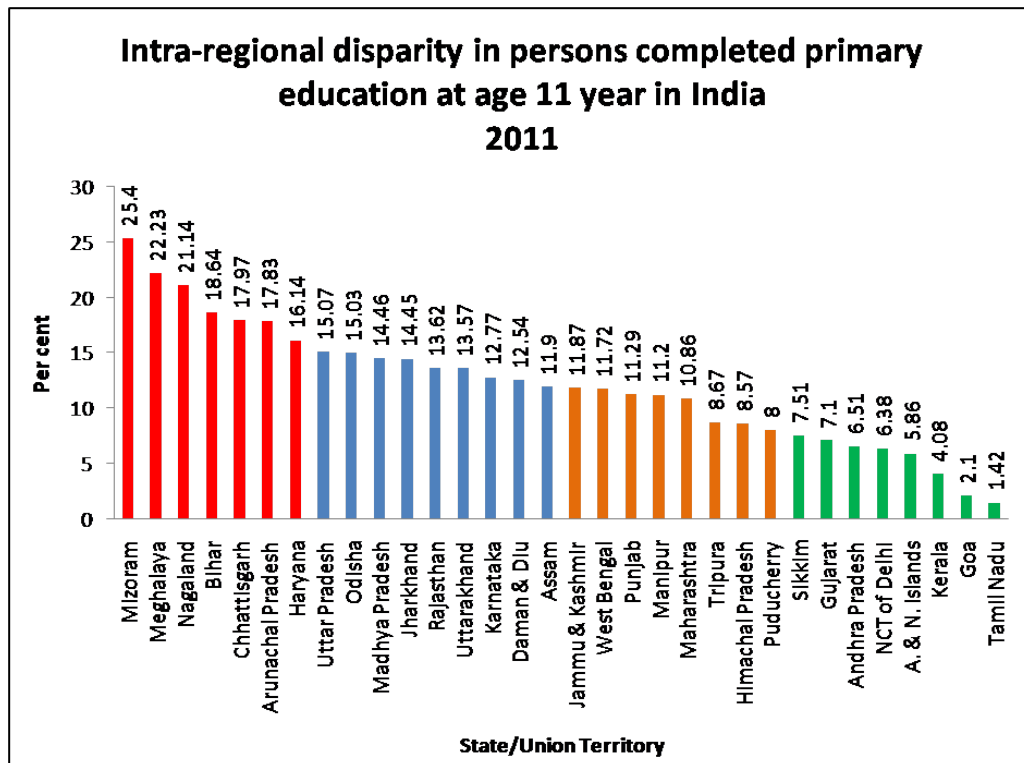


Fig. 2

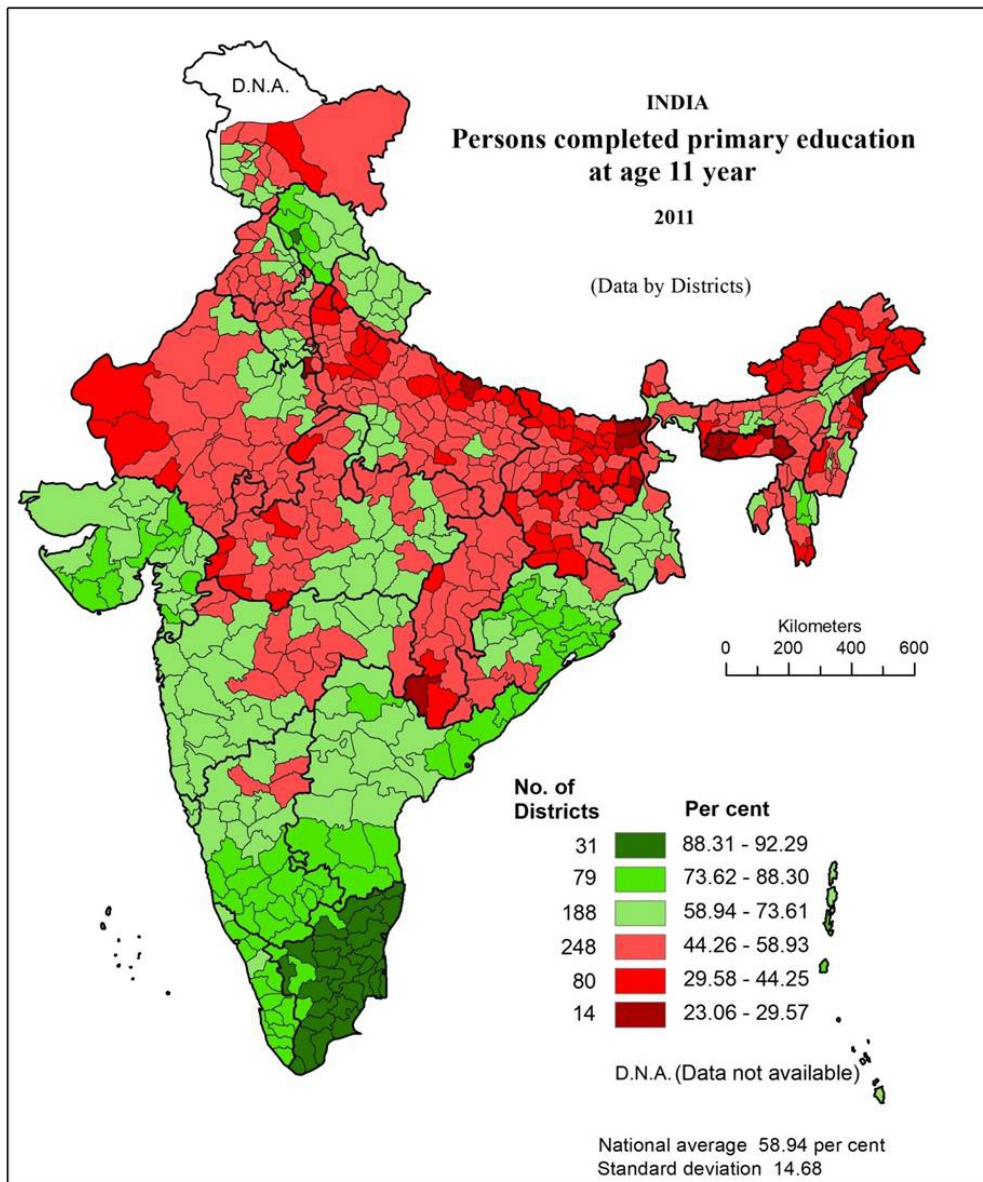


Fig. 3

Primary Education in Persons: A General View

18.47 per cent population aged 11 years and above in the country was educated up to primary educational level in 2011. However, when referred to specific age, that is 11 years, nearly 60 per cent of the population in India had attained primary level educational status in 2011. Mizoram, Meghalaya, Nagaland and Bihar had high intra-regional disparity as some areas of these states are highly urbanized containing very high percentage of such persons while this disparity was found low in Tamil Nadu, Goa, Kerala, Andaman & Nicobar Islands (Fig. 2).

Spatial disparity also existed. The proportion varied from 23.06 per cent in South Garo Hills district of Meghalaya to 92.29 per cent in Nagapattinam district of Tamil Nadu.

Large parts of Jammu & Kashmir, western and southern districts of Punjab, central Haryana, Uttar Pradesh, Bihar, most parts of north-eastern states, Jharkhand, Chhattisgarh, central districts of Maharashtra, western districts of Madhya Pradesh and south Rajasthan had low percentage of primary educated persons (Fig. 3).

Several parts of Jammu & Kashmir have physical inaccessibility, non-favorable climate, threat of terrorism, low female literacy, low school facilities, etc.

Western and southern districts of Punjab and some area of Haryana have low agriculture productivity, low level of infrastructure facilities, discrimination against female, low level of urbanization and industrialization as well as significant percentage of scheduled caste population which is backward.

Uttar Pradesh and Bihar are suffering with high population growth, patriarchal society, out migration of educated persons, low quality of education, unequal distribution of resources, poverty, low health condition, low level of school facilities etc.

Mostly parts of north-eastern states have upheaval area and low level of infrastructure facilities, widespread poverty as well as low level of urbanization and industrialization.

Area of Jharkhand and Chhattisgarh contains high percentage of scheduled tribe population which is backward as well as high share of population is depending on primary activities. This area is also affected with Naxalite activities.

Southern parts of Rajasthan and western Madhya Pradesh, contain drought areas and low agriculture productivity, high level of poverty, out migration of educated persons, lack of school facilities etc.

Central districts of Maharashtra such as Buldana, Jalna, Bid, Parbhani, Nanded, Hingoli, Washim, Yavatmal have severe handicap in making desirable progress in socio-economic development.

Primary Education by Gender

58.68 per cent males were primary educated at age 11 year in 2011. This percentage had increased from 51.93 in 2001. Meghalaya with 30.59 per cent had the lowest percentage of primary educated males. Besides, Uttar Pradesh, Bihar, Sikkim, Arunachal Pradesh, Nagaland, Jharkhand and Chhattisgarh also had percentages below 50. Union territories, except Chandigarh (55.22 per cent) and NCT of Delhi (59.07 per cent) by and large had higher percentage of males with primary education.

Table 1 India: Population completed primary education at age 11 by sex, 2011

(in per cent)

India/State/U.T./District	Persons	Males	Females
India	58.94	58.68	59.23
Highest			
State	89.72 (Tamil Nadu)	89.19 (Tamil Nadu)	90.29 (Tamil Nadu)
Union Territory	89.24 (Puducherry)	88.87 (Puducherry)	89.63 (Puducherry)
District in the State/U.T.	92.29 (Nagapattinam, Tamil Nadu)	92.00 (Nagapattinam, Tamil Nadu)	92.63 (Kanniyakumari, Tamil Nadu)
Lowest			
State	33.08 (Meghalaya)	30.59 (Meghalaya)	35.68 (Meghalaya)
Union Territory	55.37 (Chandigarh)	55.22 (Chandigarh)	55.57 (Chandigarh)
District in the State/U.T.	23.06 (South Garo Hills, Meghalaya)	11.78 (Shajapur, Madhya Pradesh)	21.61 (Mewat, Haryana)

Source: Calculated from-
Table C-8, Social & Cultural Tables, Census of India: 2011.

Females with 59.23 per cent had an edge over their male counterpart. This proportion was 48.48 in 2001 recording a sharp increase of 10.75 per cent during the last decade.

Meghalaya with 35.68 per cent had the lowest percentage of primary educated females. The percentage was less than 50 in Uttar Pradesh, Bihar, Sikkim Arunachal Pradesh,

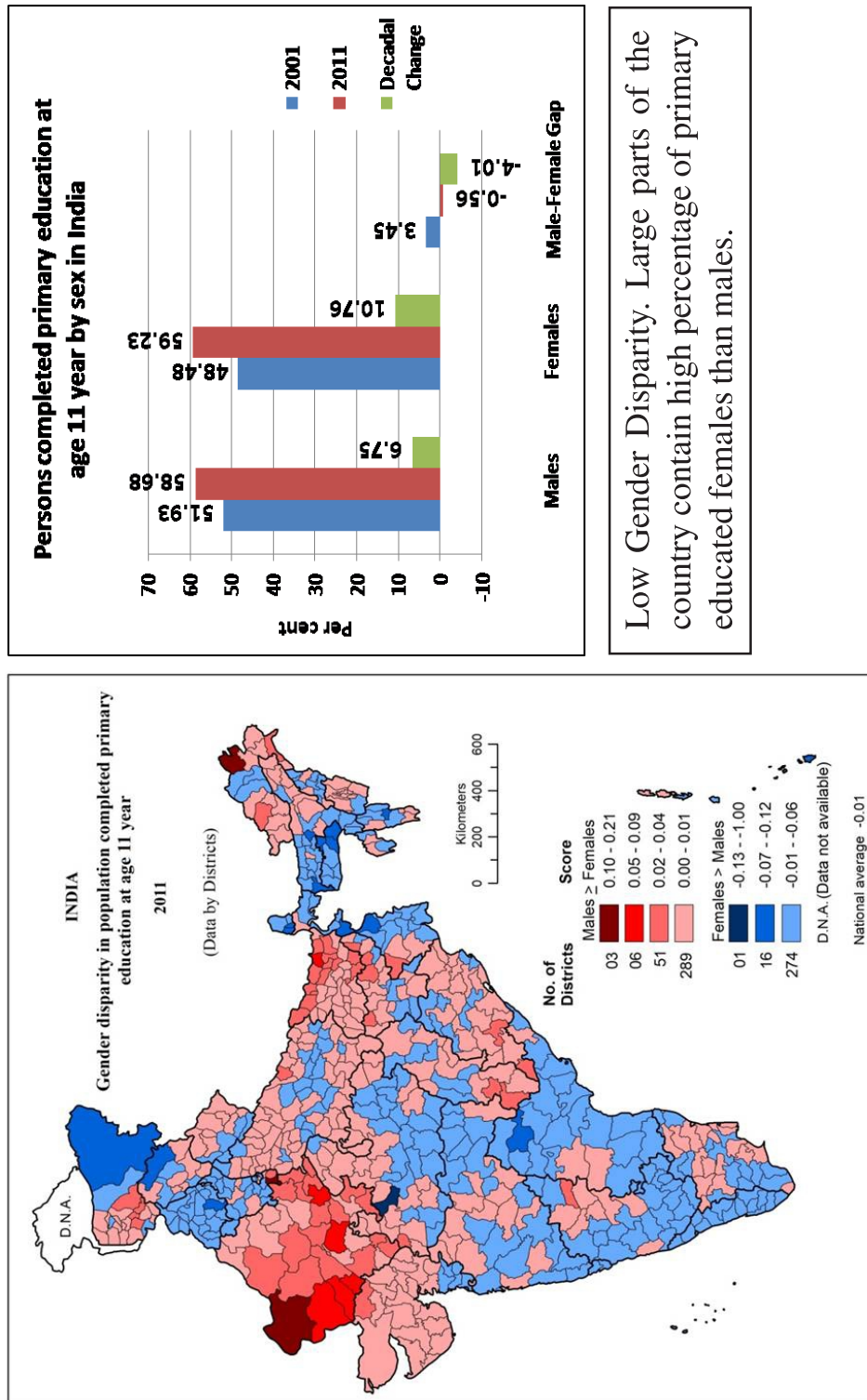


Fig. 4

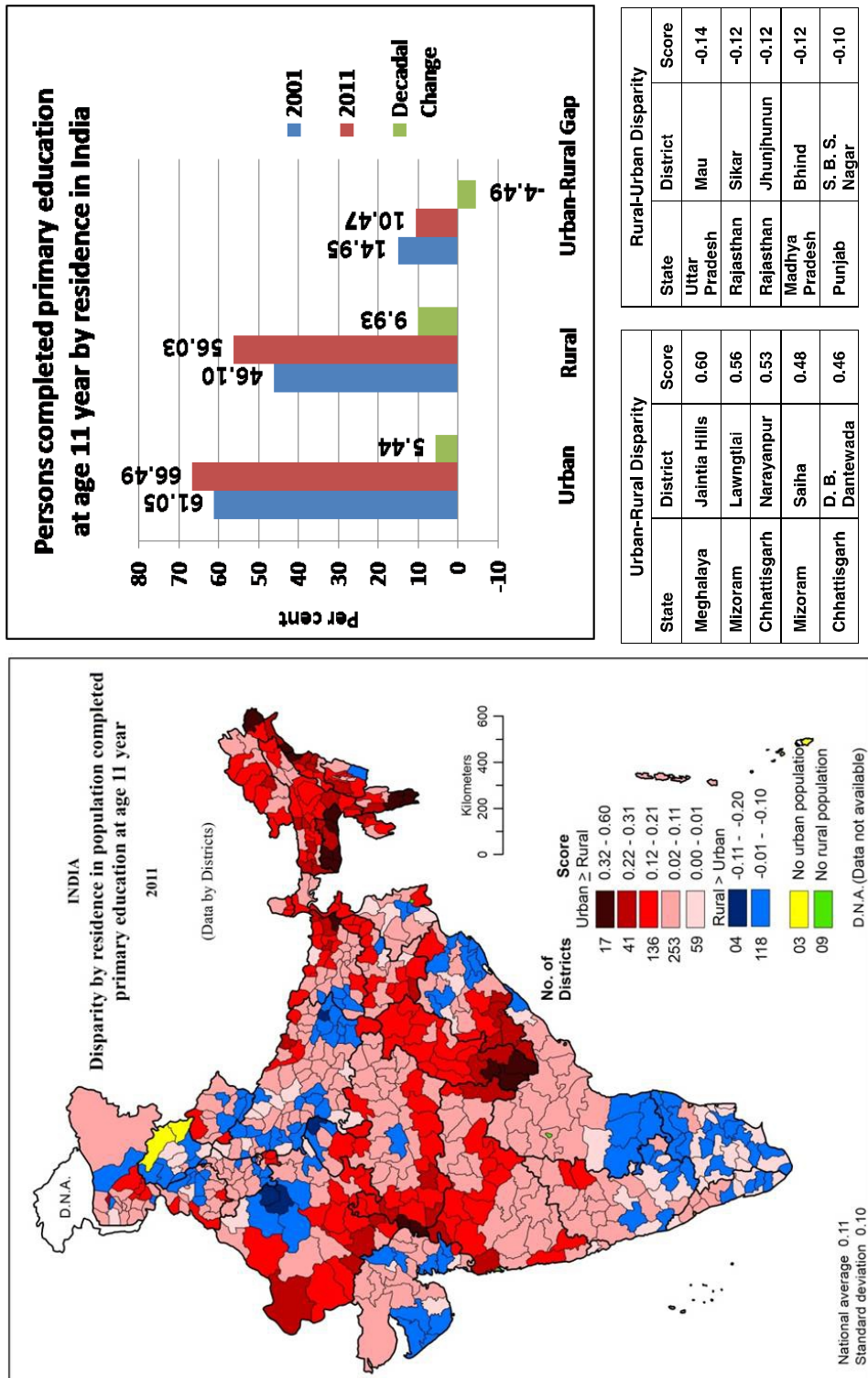


Fig. 5

Nagaland and Jharkhand. Among the union territories except Chandigarh (55.57 per cent) and NCT of Delhi (61.19 per cent), remaining union territories had percentages above 67.

For the first time in 2011, females had caught with their male counterparts and improved their percentage in primary education. Resultantly, male-female gap in primary education which was 3.45 per cent in 2001 census had turned in favor of females at national level.

Large area of country had recorded high percentage of primary educated females than males although gender gap was very low (Fig. 4).

Table 2 India: Population completed primary education at age 11 by residence, 2011

(in per cent)

India/ State/ District	Urban	Rural
India	66.49	56.03
Highest		
State	89.35 (Tamil Nadu)	90.04 (Tamil Nadu)
Union Territory	89.12 (Puducherry)	89.48 (Puducherry)
District in the State/U.T.	91.99 (Kanniyakumari)	92.77 (Kanniyakumari)
Lowest		
State	47.71 (Bihar)	27.69 (Meghalaya)
Union Territory	55.69 (Chandigarh)	45.05 (Chandigarh)
District in the State/U.T.	35.63 (Kargil, Jammu & Kashmir)	20.76 (Tirap, Arunachal Pradesh)

Source: Calculated from-
Table C-8, Social & Cultural Tables, Census of India: 2011.

Primary Education by Residence

66.49 per cent urban population at age 11 year in country had completed primary education in 2011. This had increased from a corresponding figure of 61.05 per cent in 2001. The lowest percentage was recorded in Bihar (47.71 per cent) followed by Uttar Pradesh (50.10 per cent), Arunachal Pradesh (50.80 per cent) and Jharkhand (54.41 per cent). Among the union territories, except Chandigarh (55.69 per cent) and NCT of Delhi (60.06 per cent), remaining union territories had percentages of such urban persons above 70 per cent.

In contrast, in rural area, 56.03 per cent population was primary educated. This was an appreciable increase of 9.93 per cent during last decade. Meghalaya (27.69 per cent) had lowest percentage as well as Uttar Pradesh, Bihar, Sikkim, Arunachal Pradesh, Nagaland, Mizoram, Jharkhand and Chhattisgarh were states where less than 50 per cent

rural persons were primary educated. Among the union territories, except Chandigarh (45.05 per cent) and NCT of Delhi (59.27 per cent), remaining union territories had percentages of such rural persons above 65 per cent.

The Urban-rural gap in primary educated persons was found 10.46 per cent at national level while in 2001 census, it was 14.95 per cent. The gap in order of sequence was: Meghalaya (31.36 per cent), Arunachal Pradesh (28.15 per cent), Bihar (19.26 per cent), Jharkhand (16.11 per cent) and Sikkim (16.11 per cent). In union territories, except Chandigarh (10.64 per cent), remaining union territories contained very low gap.

Some districts had recorded high percentage of primary educated persons in rural area than urban. Fig. 5 portrays districts with high disparity.

Educational Backwardness at Primary Grade and Its Correlates

Following ten indicators employed to measure educational backwardness at primary grade-

1. Persons without primary educated at age 11
2. % schools with SCR > 30
3. % single-teacher schools with 15 and more students
4. % schools without drinking water facility
5. % enrolment in primary schools with PTR > 30
6. Average repetition rate
7. % schools without boys' toilet
8. % schools without girls' toilet
9. % schools without kitchen-shed (government & aided managements)
10. % schools without electricity connection

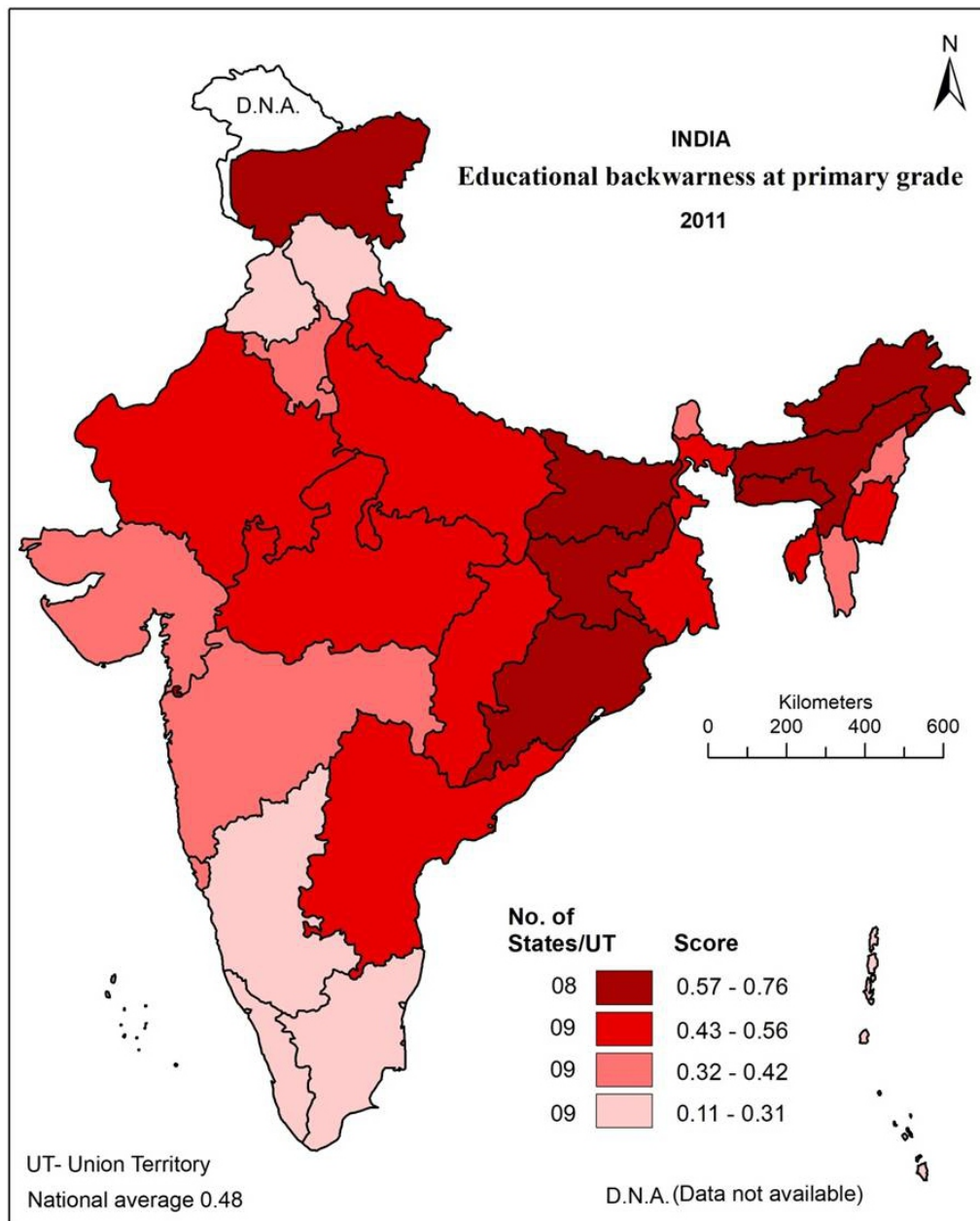


Fig. 6

Dimension index calculated for each indicator separately and the next step, the average of all dimension indexes of the state had been worked out. The same process applied for all states and union territories. Mostly forward states were situated in south part of country (Fig. 6). Only Punjab, Haryana, and Himachal Pradesh in north-west, Mizoram and Nagaland in north-eastern part were also joining to this category while the situation was very miserable in Jammu & Kashmir, Bihar, Jharkhand, Odisha, Arunachal Pradesh, Assam and Meghalaya. In union territories; Puducherry, Lakshadweep, Andaman & Nicobar Islands as well as Daman & Diu were forward while rest union territories contained moderate level of backwardness.

To determine the best linear combination of various predictors of educational backwardness at primary grade, multiple regression using stepwise method was run. The indicators employed were: illiterates, percentage of households which have no matriculate and above, rural per cent, per cent share of SC, ST and Muslim Population, agriculture worker, per thousand disabled population, worker per thousand population in 5-14 age group (child workers), % persons below poverty line, houseless population per lakh population, per cent married women who married under 18 year, unemployment rate (per 1000) age 15 years & above current daily status approach and % households which have source of lighting without electricity and solar. As stepwise regression considers a relative correlation coefficient of predictors with dependent variable, three predictors viz. Percentage of households which have no matriculate and above, % persons below poverty line and illiterates were found significant at 0.05 significant level with adjusted R squared value 0.700. It means that these three variables were capable enough in explaining 70 per cent of variance in educational backwardness at primary grade.

Table 3 Summary of Multiple Regression Analysis for predicting Educational Backwardness at Primary Grade

Variable	B	SEB	β	t	Sig.
Percentage of households which have no matriculate and above	.005	.001	.439	3.429	0.002
% persons below poverty line	.004	.002	.281	2.318	0.027
Illiterates	.005	.002	.272	2.078	0.046
Constant	.001	.055			

Note: B = Unstandardized Beta Coefficient, SEB= Standard Error of the Unstandardized Beta Coefficient, β = Standardized Beta Coefficient, t = t test, Sig. = Level of Significance

The beta weights suggested that percentage of households which have no matriculate and above was more important in predicting educational backwardness at primary grade (Table 3).

Conclusion

70.61 million persons (7.56 per cent) in the country aged 11 years and above were below primary educated in 2011. This proportion was high in rural areas. However, when referred to specific age (11 year), nearly 32 per cent persons were below primary educated.

32.78 per cent males and 30.63 per cent females at age 11 year could not complete primary education as per Census 2011. The proportion, likewise, for urban area was 25.88 per cent and for rural 34.03 per cent. The situation had, however, improved since the last decade.

A sign of hope is the increased percentage of primary educated persons since last decade. Mizoram, Meghalaya, Nagaland and Bihar had high intra-regional disparity as some areas of these states are highly urbanized containing very high percentage of such persons while this disparity was found low in Tamil Nadu, Goa, Kerala, Andaman & Nicobar Islands

Spatial disparity also existed. Large parts of Jammu & Kashmir, western and southern districts of Punjab, central Haryana, Uttar Pradesh, Bihar, mostly part of north-eastern states, Jharkhand, Chhattisgarh, central districts of Maharashtra, western districts of Madhya Pradesh and south Rajasthan had low percentages of primary educated persons.

The male-female gap was insignificant. In fact, a large area of country had high percentage of primary educated females than males. The gap between urban and rural was high.

Mostly forward states were situated in south part of country. Only Punjab, Haryana, and Himachal Pradesh in north-west, Mizoram and Nagaland in north-eastern part were also joining to this category while the situation was very miserable in Jammu & Kashmir, Bihar, Jharkhand, Odisha, Arunachal Pradesh, Assam and Meghalaya. In union territories; Puducherry, Lakshadweep, Andaman & Nicobar Islands as well as Daman & Diu were forward while rest union territories contained moderate level of backwardness.

There is need to focus on backward areas for socio-economic development. Poverty, illiteracy and low level of education are the main reasons of educational backwardness at primary grade.

References

- Kundu, A., & Rao. J.M. (1986). Inequity in Educational Development: Issues in Measurement, Changing Structure and Its Socio-Economic Correlates with Special Reference to India. In Educational Planning- A Long Term Perspective, edited by Moonis Raza, 435-466. New Delhi: NIEPA.
- Ministry of Labour & Employment (2011-12) Report on second annual employment & unemployment survey. Retrieved from <https://labour.gov.in/annual-reports>
- Niti Aayog, Government of India. (2016) Annual Report (2014-15). Retrieved from https://niti.gov.in/sites/default/files/2018-12/Niti_annual_report-2014-15.pdf
- NUEPA. (2011). Flash Statistics. Retrieved from <http://udise.in/Downloads/Publications/Publications%202010-11/Flash%20Statistics-2010-11.pdf>
- Office of the Registrar General & Census Commissioner, India. (2011). Table C-8, Social & Cultural Tables. Retrieved from <https://censusindia.gov.in/2011census/C-series/C08.html>
- Office of the Registrar General & Census Commissioner, India. (2001). Table C-8, Social & Cultural Tables. Retrieved from <https://censusindia.gov.in/DigitalLibrary/MFTableSeries.aspx>
- Office of the Registrar General & Census Commissioner, India. (2011). Primary Census Abstract. Retrieved from http://www.censusindia.gov.in/2011census/population_enumeration.html
- Office of the Registrar General & Census Commissioner, India. (2011). Religion PCA. Retrieved from https://censusindia.gov.in/2011census/population_enumeration.html
- Office of the Registrar General & Census Commissioner, India. (2011). Table B-1. Retrieved from <https://censusindia.gov.in/2011census/B-series/B-Series-01.html>
- Office of the Registrar General & Census Commissioner, India. (2011). A Series, Primary Census Abstract, Houseless. Retrieved from https://censusindia.gov.in/2011census/population_enumeration.html
- Office of the Registrar General & Census Commissioner, India. (2011). Table for Distribution of Disabled by type of Disability, Sex, Literacy Status and Residence. Retrieved from https://censusindia.gov.in/2011census/population_enumeration.html
- Office of the Registrar General & Census Commissioner, India. (2011). Table HH 10. Retrieved from <https://censusindia.gov.in/2011census/hh-series/HH10.html>
- Office of the Registrar General & Census Commissioner, India. (2011). Table C-2. Retrieved from https://censusindia.gov.in/2011census/population_enumeration.html
- Office of the Registrar General & Census Commissioner, India. (2011). Table HH-7. Retrieved from <https://censusindia.gov.in/DigitalLibrary/MFTableSeries.aspx>

Guidelines for Contributors

The articles/ research papers sent for publication in this journal must adhere to the patterns of style and format being described below:

1. Manuscripts must be written on one side of 21 x 28 centimeters, i.e., 8.5 x 11 inches. (or quarto) paper in double spacing in the format of 12 point text single font- Times New Romans and preferably in M.S. Word package in English. The maximum word limit of a paper is about 6000 words. It should be accompanied with an abstract not exceeding 200 words including scope, methodology, and main findings of the work. Research articles written in Hindi are not accepted.
2. For empirical papers the pattern would include a sequence of writing the Title, Name(s) of the Authors(s), Abstract & Key Words, Introduction (brief but highlighting the major variables along with relevance of the study), Objectives/ Problem, Hypotheses, Methods and Procedures (including design & sample), Results, Discussion and References.
3. The theoretical papers must be clear and relevant in the introduction of the subject with a major focus on the principal theme, based on fresh theoretical insights which should be analytical, logical & relevant.
4. All papers must accompany a statement by the contributor that the paper has not been wholly or partially published or sent for review to any other journal. These should not be submitted elsewhere until a decision is received from this Journal.
5. Manuscripts should be carefully checked before submission and must be preceded by a covering page stating the title of the paper, full name(s) of the author(s), designation(s) / affiliation(s) and postal address along with e-mail address.
6. References should be arranged in alphabetical and chronological order. In-text reference should follow author-date style. The reference list at the end of the paper, should follow author's name, title, journal, its volume, number and pages should be given. Title of the book or journal should be in italics. Follow APA style guide latest edition for referencing.
 - i. For published paper: The name(s) of the authors(s), Year of Publication. Name of the Article & Journal, Volume, Number & Pages. e.g., Crang, M. (2005). Qualitative methods: there is nothing outside the text? *Progress in Human Geography*, 29(2) 225-33.
 - ii. For book (two authors): The name(s) of the author (s), Year of Publication, Title of Book, Place of Publication, and Publisher's Name. e.g., Krishan, G., & Singh, N. (2020). *Researching geography: The Indian context* (2nd ed.). Routledge: London.
 - iii. For journal article from a library database a digital object identifier (DOI) should be included at the end of the reference. If there is a DOI, keep the volume number, but omit the article's issue number. Format of a DOI could be: <https://doi.org/10.1037/0735-7044.121.1.21>. If the article is found through web search, not a library database, provide the URL of the journal home page such as- Retrieved from <http://ojs/lib.swin.edu.au/>
7. Spellings of Oxford Dictionary are to be used uniformly.
8. Footnotes should be numbered consecutively and typed on sheets separate from the text. Illustrations in the form of maps and diagrams should be clear with strong black and white contrasts, numbered consecutively. If photographed, they should be on glossy paper. The ratio of height to width should preferably conform to that of the Journal page (19 x 14.5 centimeters, i.e. 7.5 x 5.8 inches). Tables and Graphs should be given on separate pages. Maps should be in JPG format with 300 dpi clearly indicating where these are to be placed in the text.
9. Authors alone are responsible for the views expressed in their paper and for obtaining permission from the concerned authority /person for copy right material, if used.
10. Those who wish to get their book(s) reviewed may send two hard copies of their book(s) to the Editor-in-Chief.
11. Copyright of the papers published vests in Maharshi Dayanand University Research Journal ARTS.

Two hard copies and one soft copy may be submitted to the Editor-in-Chief. Online submissions are also accepted. For all correspondence related to manuscripts of the papers or book reviews, refer to 'Contact Us'.

About the Journal

Maharshi Dayanand University Research Journal ARTS is a biannual refereed journal of the Maharshi Dayanand University Rohtak. Although having a publication history of many decades, since 25.07.1985, it was registered with the Registrar News Papers for India, New Delhi on 20.09.2002. Ever since, it is being published regularly by the University. The Journal is published twice a year, in June and December. Its ISSN is: 0972-706X. The Journal figures in the reference list of quality journals in the multidisciplinary category and is ICI Indexed. Turnitin anti-plagiarism software is used to check the similarity of the manuscripts submission for publication.

Publication policy

It is an interdisciplinary journal providing a well- established platform for publication of research articles drawn from Social Science, Humanities, Education, Performing and Visual Arts on various facets of theoretical and applied nature. The journal welcomes only original papers, not published elsewhere. Authors alone are responsible for the views expressed in their paper.

Peer review policy

There is a well laid out system of peer review of the contributions submitted by scholars. All research papers/ articles are sent for a blind review by the experts in the related subjects/fields. The comments of the reviewer are conveyed to the author. Only on receiving an acceptable revised version, is the contribution published. Rejected papers may not be sent back to the authors.

Ethics policy

Only original work not published elsewhere, in whole or in part, is published. Authors are required to give a certificate to this effect at the time of submission for publication. The contributions are screened carefully to detect any regional, political, religious, and social or gender bias. The conclusions drawn are expected to be based only on empirical/ processed data. The journal is particularly averse to any kind of plagiarism/plagiarized material.

Regn. No. HARENG/2002/7803

Perceived Parenting Style General Well Being and Emotional Intelligence Among Adolescents MADHU SAHNI	1-14
Role of Krishi Vigyan kendras in Women empowerment: A Study of Haryana State SEWA SINGH DAHIYA SAMUNDER SINGH SUNIL DESWAL	15-26
Emotional Intelligence and Academic Achievement of Higher Secondary School Students BASUDEB ROY CHAUDHARY	27-36
US-China Trade War - Opportunities for India NEETA RANI	37-50
Determinants of Customer Satisfaction in Online Shopping SHIKHA SHARMA RACHNA JAIN	51-66
Love vs. Myth in <i>Chemmeen</i> SHAMSHER SINGH TOGARIYA	67-80
Polyamory: The Emerging Facet of Family VEENAT	81-94
Doklam Stand-off 2017 : A Geopolitical Rivalry between India, China and Bhutan ISHFAQ AHMAD AKHOON	95-108
Primary Education in India: A Spatial View VISHAL SINGH	109-124

Correspondence

Professor Loveleen (Editor-in-Chief)
Department of English & Foreign Languages

Journal Secretariat

Swaraj Sadan
Maharshi Dayanand University, Rohtak-124001
Ph. : 01262-393573-74 /
Email:mdurj@mdurohtak.ac.in
<http://www.mdu.ac.in/Journals/about.html>

